

LUCIDE



BULBS



# LED filament bulbs

Ø 3,2 cm  
H 30 cm

Ø 6 cm  
H 10,5 cm

Ø 6,4 cm  
H 14,6 cm

Ø 3 cm  
H 15 cm

Ø 3,2 cm  
H 20 cm

Ø 3,2 cm  
H 25 cm

AMBER



49042/05/62



49034/05/62



49035/05/62



49035/20/62



49035/25/62




49035/30/62




LED:  
High lumen filament,  
vintage Edison look,  
quality chip without shadow,  
360° beam angle,  
CRI >90 without distortion.



SAFER:  
Produces less heat than  
former models,  
thus reducing the risk of  
burns if accidentally  
touched.



DRIVER:  
Smooth dimming 0% - 100 %  
No humming or buzzing.



78598/01/30

The look of the former incandescent bulb,  
in a contemporary jacket.  
These led filament bulbs are easily  
recognizable by the extra warm white color  
temperature, by the yellow led filament and  
the amber or smoke colored glass.  
All are appropriate for use with a dimmer.

Art.numb.	Base	Watt	Kelvin	clear/ amber	Lumen	Cri	Angle	Hrs.	Dimma- ble	new Class	bulb/ box	qty/ctn	qty/ innerbox
49042/05/62	E27	5W	2200 K	A60 AMBER	380 lm	>80	360 °	15.000		G	1	100	10
49034/05/62	E27	4,9W	2200 K	ST64 AMBER	380 lm	>80	360 °	15.000		G	1	100	10
49035/05/62	E27	5W	2200 K	T30 AMBER	380 lm	>80	360 °	15.000		G	1	100	10
49035/20/62	E27	5W	2200 K	T32 AMBER	380 lm	>80	360 °	15.000		G	1	100	10
49035/25/62	E27	5W	2200 K	T32 AMBER	380 lm	>80	360 °	15.000		G	1	100	10
49035/30/62	E27	5W	2200 K	T32 AMBER	380 lm	>80	360 °	15.000		G	1	100	10

# LED Globe filament bulbs

## AMBER



49032/05/62



49033/05/62

## OPAL



49050/05/61



49048/05/61

Art.numb.	Base	Watt	Kelvin	amber	Lumen	Cri	Angle	Hrs.	Dimma-ble	new Class	qty/ctn	qty/innerbox
49032/05/62	E27	5W	2200 K	G95 AM-BER	380 lm	>80	360 °	15.000		G	50	10
49033/05/62	E27	5W	2200 K	G125 AMBER	380 lm	>80	360 °	15.000		G	20	10
49050/05/61	E27	5W	2700 K	G125 Matt	500 lm	>80	360 °	15.000		F	10	10
49048/05/61	E27	5W	2700 K	G80 Matt	500 lm	>80	360 °	15.000		F	10	10





# LED filament bulbs

Ø 3,5cm  
H 9,8 cm



49043/03/62

Ø 3,5cm  
H 11,5 cm



49036/03/62

Ø 4,5cm  
H 7,7 cm

AMBER

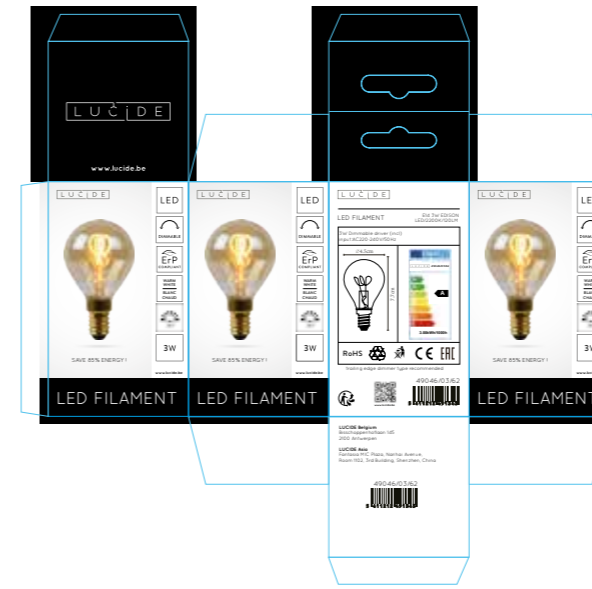


49045/03/62

Ø 4,5cm  
H 7,7 cm



49046/03/62



Art.num.	Base	Watt	Kelvin	clear/ amber	Lumen	Cri	Angle	Hrs.	Dimma- ble	new Class	qty/ctn	qty/ innerbox
49043/03/62	E14	3W	2200 K	C35 AMBER	165 lm	>80	360 °	15.000		G	100	10
49036/03/62	E14	3W	2200 K	CT35 AMBER	165 lm	>80	360 °	15.000		G	100	10
49045/03/62	E27	3W	2200 K	G45 AMBER	165 lm	>80	360 °	15.000		G	100	10
49046/03/62	E14	3W	2200 K	P45 AMBER	165 lm	>80	360 °	15.000		G	100	10

# LED opal bulbs "3 steps dimmable"

3 steps dimmable by switch  
 100 % = **8W / 850lm**    40% = **3,2W / 400lm**    15% = **1,3W / 150lm**

Ø 12,5cm  
H 17,5 cm



49067/08/61

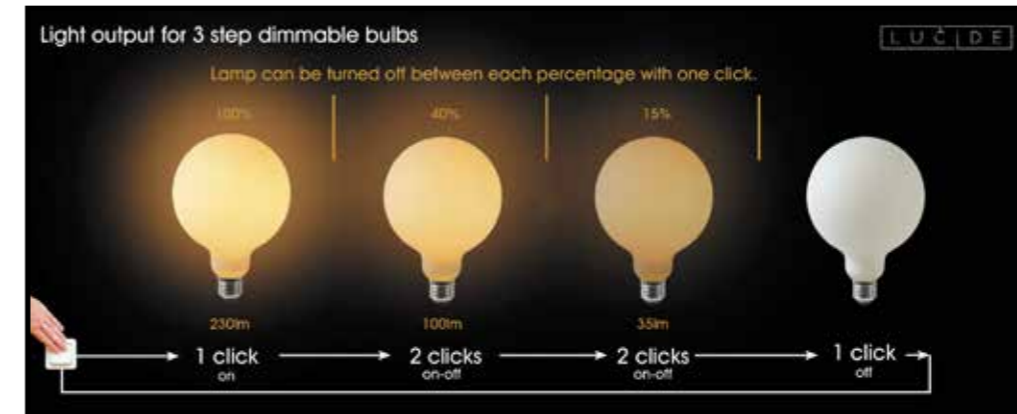
Ø 8cm  
H 12,2 cm



49066/08/61

MATT OPAL

Art.numb.	Base	Watt	Kelvin	clear/ matt	Lumen	Cri	Angle	Hrs.	Dimma- ble	Class	qty/ctn	qty/ innerbox
49066/08/61	E27	8W	2700 K	G80 matt opal	1080 lm	>80	360 °	15.000		D	50	10
49067/08/61	E27	8W	2700 K	G125 matt opal	1080 lm	>80	360 °	15.000		D	20	10



# LED filament bulbs

Ø 9,5cm  
H 13,8 cm

Ø 12,5cm  
H 17,5 cm

Ø 6,4cm  
H 14,6 cm

CLEAR

AMBER



49016/05/60

49069/05/62

49017/05/60

49070/08/62

49015/05/60

49068/05/62

Art.num.	Base	Watt	Kelvin	clear/amber	Lumen	Cri	Angle	Hrs.	Dimmable	new Class	qty/ctn	qty/innerbox
49016/05/60	E27	5W	2700 K	G95 CLEAR	600 lm	>80	360 °	25.000		E	100	10
49017/05/60	E27	5W	2700 K	G125 CLEAR	600 lm	>80	360 °	25.000		E	20	10
49015/05/60	E27	5W	2700 K	ST64 CLEAR	650 lm	>80	360 °	25.000		E	100	10
49069/05/62	E27	5W	2700 K	G95 AMBER	600 lm	>80	360 °	15.000		E	100	10
49070/08/62	E27	8W	2700 K	G125 AMBER	900 lm	>80	360 °	15.000		E	20	10
49068/05/62	E27	5W	2700 K	ST64 AMBER	600 lm	>80	360 °	15.000		E	100	10

# LED filament bulbs

Ø 3,2 cm  
H 21 cm

CLEAR



49031/05/60

Ø 6cm  
H 10,5 cm

GOLD



49020/05/10

Art.num.	Base	Watt	Kelvin	Clear	Lumen	Cri	Angle	Hrs.	Dimmable	new Class	qty/ctn	qty/innerbox
49031/05/60	E27	5W	2700 K	E27 CLEAR	600 lm	>80	360 °	10.000		F	100	10
49020/05/10	E27	5W	2700 K	A60 GOLD	600 lm	>80	180 °	30.000		E	100	10

# LED filament *fantasy* bulbs

Ø 14,3cm  
H 18,1 cm



80102/06/62

Ø 9,5cm  
H 13,5 cm



80104/06/62

Ø 9,5cm  
H 16,5 cm



80105/06/62

## AMBER COLOR

Art.numb.	Base	Watt	Kelvin	clear/ matt	Lumen	Cri	Angle	Hrs.	Dimma- ble	new Class	bulb/ blister	qty/ctn
80102/06/62	E27	7W	2200K	amber	640 lm	>80	360 °	15.000	-	F	1	20
80104/06/62	E27	6W	2200 K	amber	640 lm	>80	360 °	15.000	-	F	1	20
80105/06/62	E27	6W	2200 K	amber	640 lm	>80	360 °	15.000	-	F	1	20





### AMBER COLOR

Ø 6cm  
H 10,5 cm

Ø 6,4cm  
H 14,6 cm

Ø 3cm  
H 15 cm

Ø 9,5cm  
H 13,8 cm



49042/04/62



49034/04/62



49035/04/62



49032/04/62

Twilight Switch works on twilight principle which automatically switches the lights ON in the evening upon sensing darkness and switches the lights OFF in the morning after sensing daylight.

SENSOR ON <25LUX - OFF >30LUX



display 98074/02/70

10 x 49042/04/62

10 x 49034/04/62

Art.num.	Base	Watt	Kelvin	clear/amber	Lumen	Cri	Angle	Hrs.	Dimmable	Class	qty/ctn	qty/innerbox
49042/04/62	E27	4W	2200 K	A60 AMBER	300 lm	>80	360 °	15.000	no	G	100	10
49034/04/62	E27	4W	2200 K	ST64 AMBER	300 lm	>80	360 °	15.000	no	G	100	10
49035/04/62	E27	4W	2200 K	T32 AMBER	300 lm	>80	360 °	15.000	no	G	100	10
49032/04/62	E27	4W	2200 K	G95 AMBER	300 lm	>80	360 °	15.000	no	G	50	10



# LED Standard filament bulbs

# LED Flame filament & LED SMD bulbs

Ø 6cm  
H 10,5 cm



49020/05/60

49020/05/67

Ø 4,5cm  
H 7,7 cm



49022/04/60

49022/04/67

Ø 4,5cm  
H 7,2 cm



49021/04/60

49021/04/67

Ø 3,5cm  
H 9,9 cm



49023/04/60

49023/04/67



49023/14/60  
SET 4 BULBS

Art.num.	Base	Watt	Kelvin	clear/ matt	Lumen	Cri	Angle	Hrs.	Dimma- ble	Class	qty/ctn	qty/ innerbox
49020/05/60	E27	5W	2700 K	A60 CLEAR	600 lm	>80	360 °	25.000		E	100	10
49020/05/67	E27	5W	2700 K	A60 MATT	600 lm	>80	360 °	25.000		E	100	10
49022/04/60	E14	4W	2700 K	P45 CLEAR	400 lm	>80	360 °	15.000		F	100	10
49022/04/67	E14	4W	2700 K	P45 MATT	400 lm	>80	360 °	15.000		F	100	10
49021/04/60	E27	4W	2700 K	G45 CLEAR	400 lm	>80	360 °	15.000		F	100	10
49021/04/67	E27	4W	2700 K	G45 MATT	400 lm	>80	360 °	15.000		F	100	10

Art.num.	Base	Watt	Kelvin	clear/ matt	Lumen	Cri	Angle	Hrs.	Dimma- ble	Class	qty/ctn	qty/ innerbox
49023/04/60	E14	4W	2700 K	C35 CLEAR	400 lm	>80	360 °	15.000		F	100	10
49023/04/67	E14	4W	2700 K	C35 MATT	400 lm	>80	360 °	15.000		F	100	10
49023/14/60	E14	4W	2700 K	C35 CLEAR	400 lm	>80	360 °	15.000		F	40	10

# LED Standard filament bulbs



Art.num.	Base	Watt	Kelvin	clear/ matt	Lumen	Cri	Angle	Hrs.	Dimma- ble	Class	qty/ctn	qty/ innerbox
49032/05/60	E27	4,9W	2200 K	E27 CLEAR	460 lm	>80	360 °	15.000		F	50	10
49033/05/60	E27	4,9W	2200 K	E27 CLEAR	460 lm	>80	360 °	15.000		F	20	10
49034/05/60	E14	4,9W	2200 K	E27 CLEAR	460 lm	>80	360 °	15.000		F	100	10
49042/05/60	E14	4,9W	2200 K	E27 CLEAR	460 lm	>80	360 °	15.000		F	100	10
49045/03/60	E27	3,0W	2200 K	E27 CLEAR	210 lm	>80	360 °	15.000		G	100	10
49046/03/60	E27	3,0W	2200 K	E14 CLEAR	210 lm	>80	360 °	15.000		G	100	10

## 3 STEP DIM



# LED bulb E27 "3 steps dimmable"



49098/05/30




49099/05/30

Ø 4,3 cm  
H 5 cm

Art.numb.	Base	Watt	Kelvin	Color	Lumen	Cri	Angle	Hrs.	Dimma-ble	new Class	bulb/blister	qty/ctn
49098/05/30	E14	5W	2700 K	Black	400 lm	>80	40 °	15.000		F	1	10
49099/05/30	E27	5W	2700 K	Black	400 lm	>80	40 °	15.000		F	1	10

3 steps dimmable by switch

100%                      40%                      15%                      0%



# LED GU10 bulbs



Art.numb.	Base	Watt	Kelvin	Color	Lumen	Cri	Angle	Hrs.	Dimma-ble	new Class	bulb/blister	qty/ctn
49006/05/30	GU10	5W	3000 K	Black	320 lm	>80	40 °	25.000		G	1	20
49006/05/31	GU10	5W	3000 K	White	320 lm	>80	40 °	25.000		G	1	20
49006/05/36	GU10	5W	3000 K	Grey	320 lm	>80	40 °	25.000		G	1	20
49006/15/30	GU10	5W	3000 K	Black	320 lm	>80	40 °	25.000		G	3	20
49006/15/31	GU10	5W	3000 K	White	320 lm	>80	40 °	25.000		G	3	20
49006/15/36	GU10	5W	3000 K	Grey	320 lm	>80	40 °	25.000		G	3	20
49007/05/60	GU10	5W	2700 K	Glass	350 lm	>80	38 °	30.000		G	1	100
49008/05/60	GU10	5W	2700 K	Glass	350 lm	>80	38 °	30.000	-	G	1	100





# LED GU10 bulbs “dim to warm”



49009/05/30

Ø 5cm  
H 5,3 cm



49009/05/31

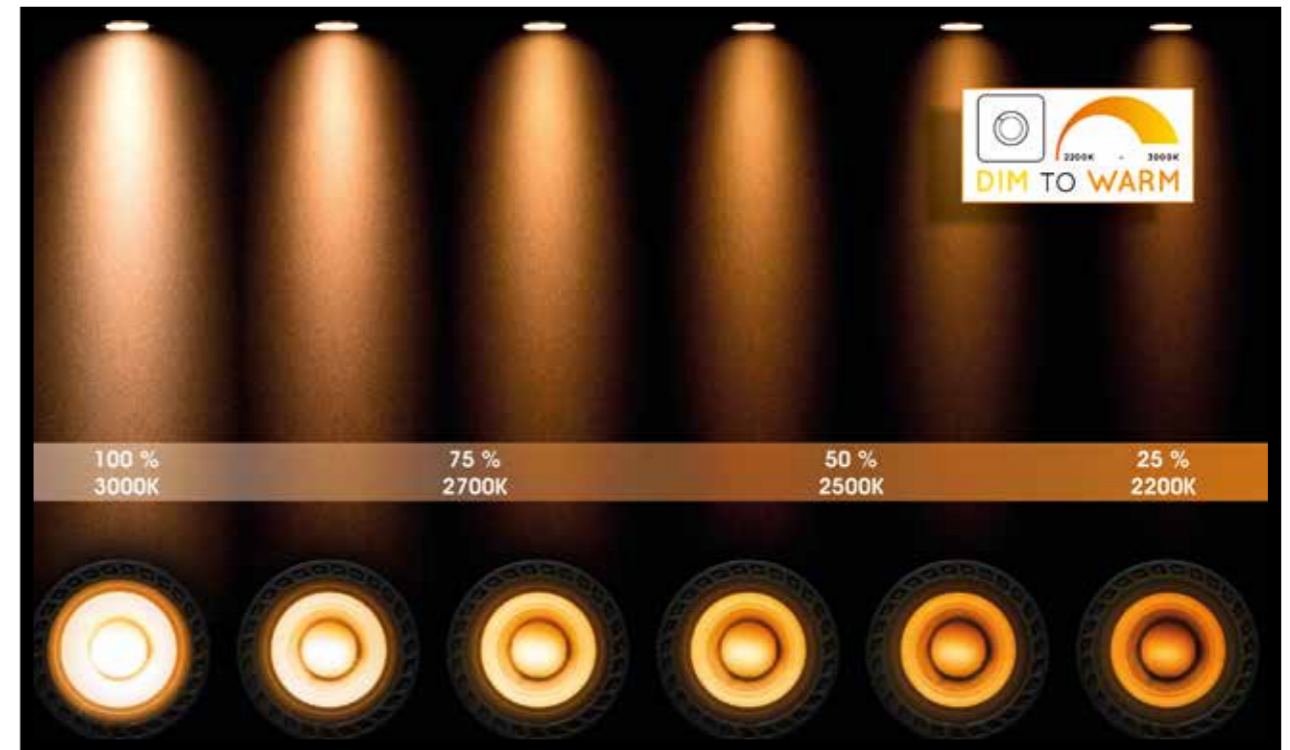


49009/05/36

Art.numb.	Base	Watt	Kelvin	Color	Lumen	Cri	Angle	Hrs.	Dimma-ble	new Class	bulb/blister	qty/ctn
49009/05/30	GU10	5W	3000 K 2200 K	Black	320 lm	>95	40 °	25.000	DIM TO WARM	G	1	20
49009/05/31	GU10	5W	3000 K 2200 K	White	320 lm	>95	40 °	25.000	DIM TO WARM	G	1	20
49009/05/36	GU10	5W	3000 K 2200 K	Grey	320 lm	>95	40 °	25.000	DIM TO WARM	G	1	20



With a dim-to-warm bulb the color temperature is adjustable from 3000 Kelvin (warm white) to 2200 Kelvin (extra warm white).



# LED GU10 bulbs “dim to warm” by switch



49010/05/30

Ø 5 cm  
H 5,3 cm





49010/05/31



49010/05/36

Art.numb.	Base	Watt	Kelvin	Color	Lumen	Cri	Angle	Hrs.	Dimma-ble	new Class	bulb/blister	qty/ctn
49010/05/30	GU10	5W	2700 K 2500 K 2200 K	Black	350 lm	>95	40 °	25.000	DIM TO WARM	G	1	20
49010/05/31	GU10	5W	2700 K 2500 K 2200 K	White	350 lm	>95	40 °	25.000	DIM TO WARM	G	1	20
49010/05/36	GU10	5W	2700 K 2500 K 2200 K	Grey	350 lm	>95	40 °	25.000	DIM TO WARM	G	1	20



100 % = 5W / 350lm 40% = 2W / 140lm 15% = 0,8W / 50lm

# LED G9 & G4 bulbs

Ø 0,5 cm  
H 5 cm



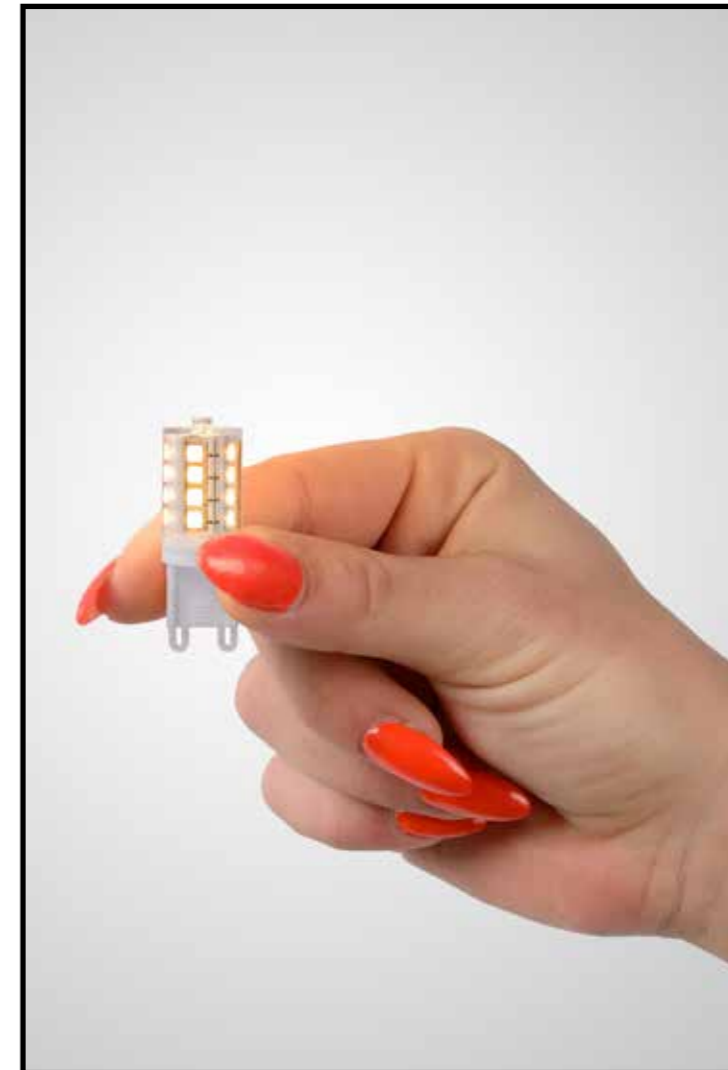
49026/03/31

Ø 0,96 cm  
H 3,85 cm



49029/01/31

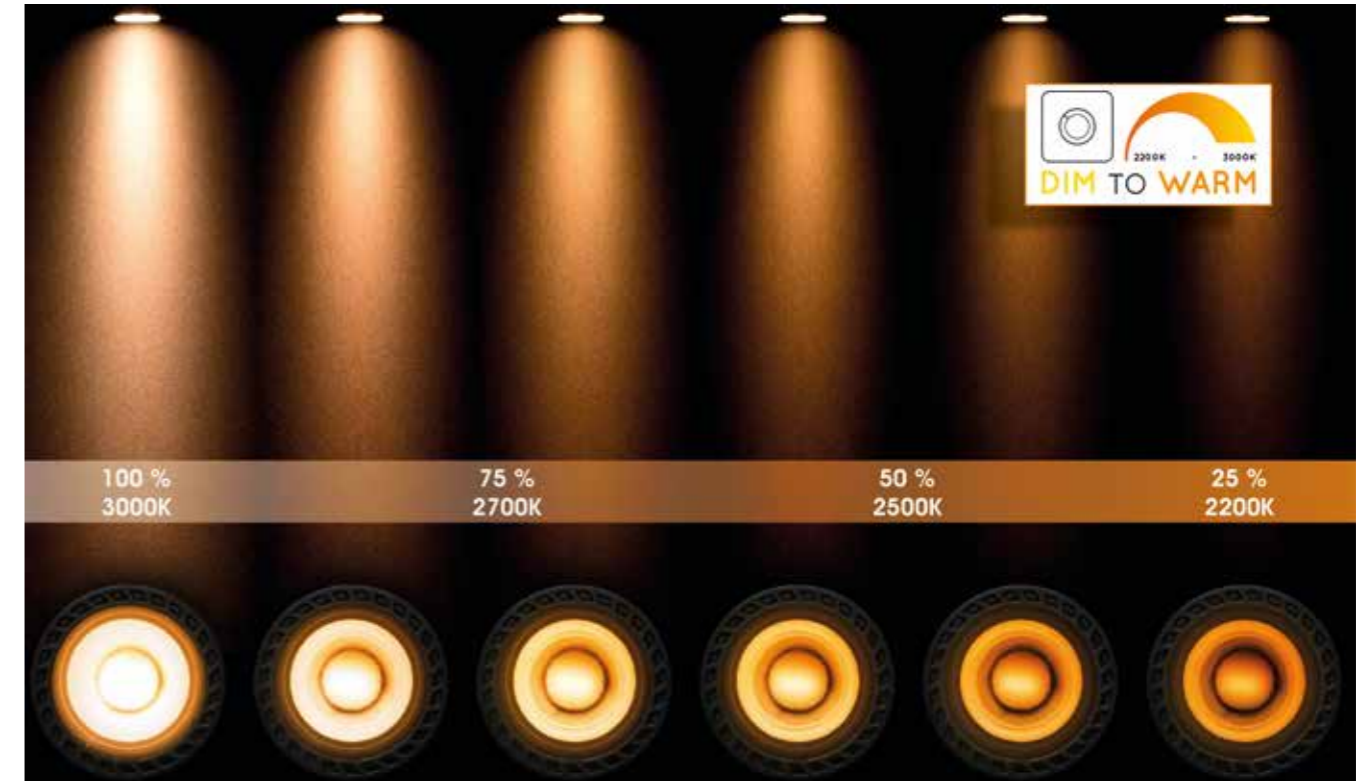
Art.numb.	Base	Watt	Kelvin	clear/ matt	Lumen	Cri	Angle	Hrs.	Dimma- ble	Class	bulb/ blister	qty/ctn
49026/03/31	G9	4W	2700 K	CLEAR	350 lm	>80	360°	15.000		F	1	100
49029/01/31	G4	1,5W	2700 K	CLEAR	150lm	>80	360°	15.000	-	F	1	100



# LED GU10-ES111 & AR111 bulbs “dim to warm”



Art.numb.	Base	Watt	Kelvin	Color	Lumen	Cri	Angle	Hrs.	Dimma-ble	Class	bulb/blister	qty/ctn
49041/12/30	ES111-GU10	12W	3000 K 2200 K	Black	820 lm	>95	40 °	30.000	DIM TO WARM	G	1	10



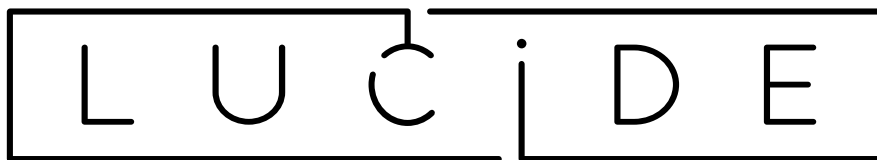
**Dim-to-warm:** CCT-tunable, dimming not only by reducing the light intensity but also by changing the color temperature, approaching the dimming result of the former incandescent bulb.





# NOTES

# NOTES



ILLUMINATES YOUR WORLD

LUCIDE BELGIUM  
Bisschoppenhoflaan 145  
B-2100 Antwerpen-Belgium

0032(0)3 366 22 04

[www.lucide.com](http://www.lucide.com)

