

hover

barcelona lights

Indoor book

hoyer
barcelona lights

Indoor book

MY NAME IS JUAN LINARES
AND I'M AN ILLUSTRATOR
AND A TEACHER OF DRAWING.
I ALWAYS TAKE A SKETCHBOOK AND SOME
IT WAS LIKE THAT, I WAS SKETCHING
IN A BAR AND JOANA ASKED ME
IF I ACCEPTED COMMISSIONS.

THIS GAVE RISE TO A
COLLABORATION TO MAKE A SERIES OF
ILLUSTRATIONS OF A FAIR AND NOW
THE DRAWINGS YOU CAN SEE HERE.

IT'S AN EXAMPLE THAT PORTRAYS
HOW WE PEOPLE FROM BARCELONA,
MEDITERRANEANS, MIX ART,
DESIGN AND GASTRONOMY.
BUT ISN'T LIFE ITSELF LIKE THAT?

ME LLAMO JUAN LINARES Y
SOY DIBUJANTE Y PROFESOR
DE DIBUJO.

ACOSTUMBRO A LLEVAR
SIEMPRE UN CUADERNO Y
UNAS ACUARELAS.

FUE ASÍ, DIBUJANDO EN UN
BAR QUE JOANA ME PREGUNTÓ
SI ACEPTABA ENCARGOS.

DE AHÍ SURTIÓ UNA COLABORACIÓN
PARA HACER DIVERSAS ILUSTRACIONES
DE UNA FERIA Y AHORA LOS
DIBUJOS QUE SE PUEDEN VER AQUÍ.

ES UN EJEMPLO QUE RETRATA COMO
LOS BARCELONESSES, MEDITERRANÉOS,
MEZCLAMOS ARTE, DISEÑO Y GASTRONOMÍA...
PERO ¿NO ES ESO LA PROPIA VIDA?



JUAN LINARES

I MET JUAN IN A BAR.
I SAW HIM SITTING AT A TABLE IN THE BACK,
SKETCHING IN HIS NOTEBOOK.

I APPROACHED HIM BECAUSE
HIS DRAWINGS ATTRACTED MY ATTENTION.
HE SHOWED ME HIS SKETCHPAD.

I DISCOVERED HIS CAPACITY TO CAPTURE
THE ESSENCE OF THINGS:
ARCHITECTURE, STREETS AND BARS
THAT SHAPE OUR DAILY ROUTINES.

IT WAS THE BEGINNING OF A JOURNEY
OF SMALL JOINT PROJECTS, UNTIL REACHING
THIS POINT.

I INVITE YOU TO DISCOVER HIS WORK ALONG
WITH THE NEW BOVER COLLECTIONS.



CONOCÍA JUAN EN UN BAR.
LE VI SENTADO EN UNA MESITA AL FONDO
DIBUJANDO EN SU CUADERNO.

ME ACERQUÉ A ÉL, PORQUE ME LLAMARON
LA ATENCIÓN LOS DIBUJOS QUE VI.
Y ME ENSEÑÓ SU LIBRETA.

DESCUBRÍ SU CAPACIDAD DE CAPTAR
LA ESENCIA DE LAS COSAS:
ARQUITECTURA, CALLES Y BARES
QUE DAN VIDA A NUESTRAS RUTINAS COTIDIANAS.

FUE EL INICIO DE UN CAMINO
DE COLABORACIONES, HASTA LLEGAR AQUÍ.
OS INVITO A DESCUBRIR SU TRABAJO JUNTO
A LAS NUEVAS COLECCIONES DE BOVER.

JOANA BOVER

Trabajamos para que nuestros productos
consigan ser respetuosos con el medio natural.
Que cada componente que utilizamos,
pueda ser rastreable desde su origen
hasta su destrucción y ayude a reducir
nuestro impacto en el planeta.

Nos comprometemos a mejorar nuestros procesos,
desde la fabricación hasta la distribución.
Buscando nuevos y mejores materiales,
que contribuyan a reducir el impacto de Carbono.



*We work to make sure that our products
are respectful of the natural environment.
That each component we use
can be traceable from its origin
until its destruction
and help lessen our impact on the planet.*

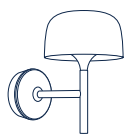
*We are committed to improving our processes,
from manufacturing to distribution.
Searching for new and better materials
that contribute to reducing the impact of carbon.*

ATLANTA



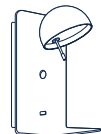
JUAN LINARES

Apliques / Wall lamps



Bol

12



Beddy

16



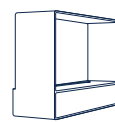
Drip/Drop

22



Helios

30



Kira

36



Nón Lá

40



Nut

46



Platet

50



Roda

60



Skybell Plus

64



Tria

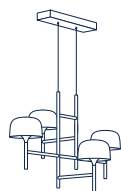
68



Wall Street

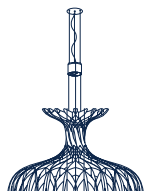
74

Suspensión / Pendant lamps



Bol

80



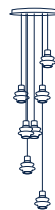
Dome

90



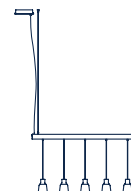
Domita

100



Drip/Drop

110



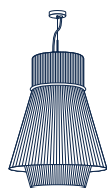
Drip/Drop Linear

122



Elipse

126



Folie

130



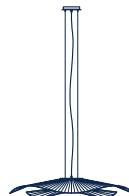
Hardy

136



Maxi

140



Mediterrània

146




Mei

152



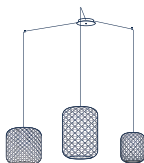
Mod

160



Mos

166



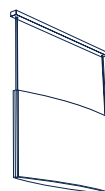
Nans

172



Nón Lá

176



Noren

182



Nut

190



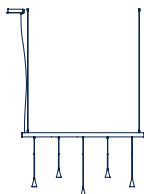
Pladet

194



Roda

200



Skybell

206



Skybell Plus

232



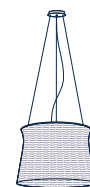
Slend

236



Soft

244



Syra

250



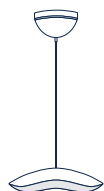
Tanit

254



Tibeta

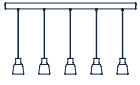
260



Valentina

268

Plafones / Ceiling lamps



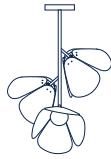
Drip/Drop Linear

276



Mediterrània

280



Mod

284



Nut

290



Plafonet

294



Roda

298



Siam

302



Urban

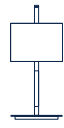
310

Mesa / Table lamps



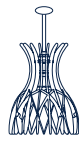
Bol

318



Danona

322



Domita

326



Drip/Drop

330



Nans Portable

338



Nón Lá

342



Tanit

346



Valentina

350

Pie / Floor lamps



Bol

356



Danona

360



Drip/Drop

364



Maxi

368

WE LIKE TO THINK THAT
WE'RE DIFFERENT
BECAUSE, IN A GLOBALISED
WORLD,
WE'RE STILL SEARCHING
FOR LOCAL VALUES,
WE BELIEVE IN
THE TRADITION OF
OUR TRADES AND IN
THE ARTS THAT GO
WITH THEM.

NO NOS GUSTA PENSAR QUE
SOMOS DIFERENTES.
PORQUE EN UN MUNDO
GLOBALIZADO,
SEGUIMOS BUSCANDO
LOS VALORES LOCALES,
CREENOS EN LA TRADICIÓN
DE NUESTROS OFICIOS
Y EN LAS ARTES QUE LES
ACOMPANAN.

JOANA BOVER





JUAN LINARES

Bol

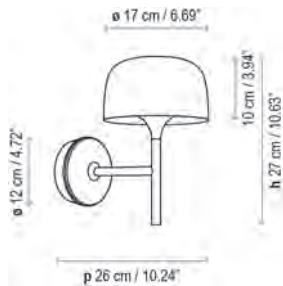
Design by
Estudi Manel Molina | 2022





Inspired by classic Maria Theresa chandeliers, the Bol light emerged as a large, contemporary chandelier whose charm resides in its opaque body and the upper and lower light path emitted by its shades. Lightweight, floating structures with an understated, stylish lighting effect in the dark.

Inspiradas en las clásicas lámparas de araña M^a Teresa, las Bol nacen como un Chandelier contemporáneo de gran formato cuya identidad se encuentra en su cuerpo opaco y el halo de luz superior e inferior que desprenden sus pantallas. Estructuras livianas y flotantes con un sobrio y elegante efecto de luz en la oscuridad.



Bol A/01

IP-20 | TRIAC | 8.4 W LED / CRI: 90 / 2700 K
1200 lm light source / fuente de luz

Only for North America

Bol A/01

DRY | TRIAC 0-10V | 8.4 W LED / CRI: 90 / 2700 K
1200 lm light source

Finishes Acabados



Ebony Black
Negro ébano

Family Familia

	A/01	S/4L	S/6L	M/30	M/33	P/130
page / página	13	87	81	319	320	357

Beddy

Design by
Danos Salgados | 2018



ON LINE
Lunged appiccato
Meno a Pavia / More
MODERN WOMEN

1000
CITTA' ITALIANE
JAMES JOYCE
EARTH
BOOK OF SYMBOLS
ASTROLOGUES
ALEXEY BRODOMITSH
ENGLISH
MAKING IT
MARTIN LUTHER KING





Beddy A/01 *Image does not show north American backplate*



Beddy A/02



Beddy A/03

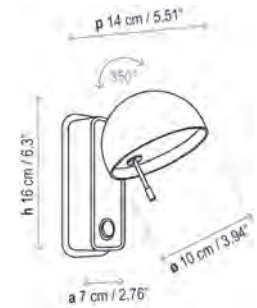
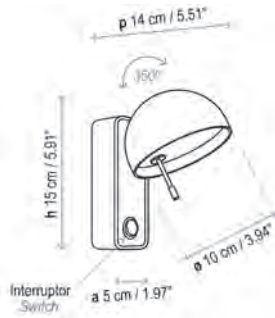


Beddy A/04



The Beddy is a wall lamp with different versions that breathes minimalism. That, together with the rationalist philosophy of its author, gives as a result a lamp in which nothing is left to chance. Every little detail of its geometry responds to a specific need.

La lámpara Beddy es un aplique con diferentes versiones que respira minimalismo. Eso, junto a la filosofía cien por cien racionalista del autor, da como resultado una lámpara en la que nada es gratuito. Cada pequeño detalle de su geometría responde a una necesidad concreta.



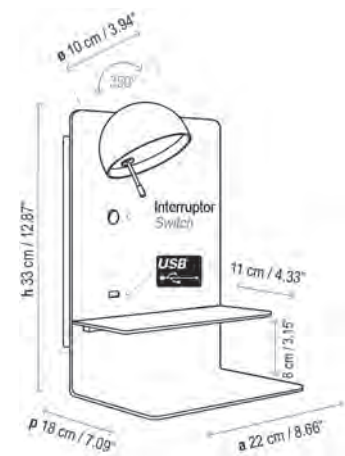
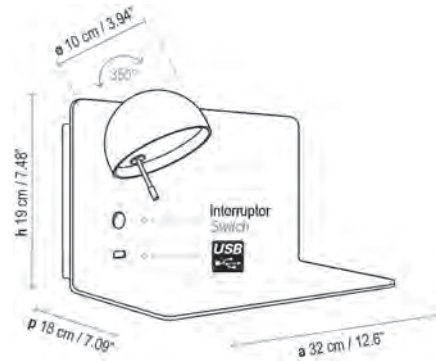
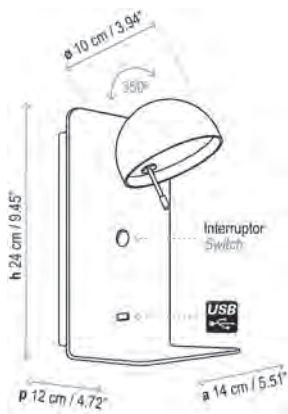
Only for North America

Beddy A/01

IP-20 | 4.2 W LED / CRI: 90 / 2700 K
475 lm light source / fuente de luz

Beddy A/01

DRY | 4.2 W LED / CRI: 90 / 2700 K
475 lm light source



Beddy A/02

IP-20 | 4.2 W LED / CRI: 90 / 2700 K
475 lm light source / fuente de luz

Beddy A/03

IP-20 | 4.2 W LED / CRI: 90 / 2700 K
475 lm light source / fuente de luz

Beddy A/04

IP-20 | 4.2 W LED / CRI: 90 / 2700 K
475 lm light source / fuente de luz

Only for North America

Beddy A/02

DRY | 4.2 W LED / CRI: 90 / 2700 K
475 lm light source

Beddy A/03

DRY | 4.2 W LED / CRI: 90 / 2700 K
475 lm light source

Beddy A/04

DRY | 4.2 W LED / CRI: 90 / 2700 K
475 lm light source

Finishes Acabados



White
Blanco



Oak Wood/ Only Beddy A/01
Madera Roble/ Solo Beddy A/01

Drip/Drop

Design by
Christophe Mathieu | 2017



Image does not show north American backplate



Image does not show north American backplate

Drip and Drop models are captivating from a distance, their design surprises even more when up close, inviting one to illuminate them. That is when they reach their greatest splendor.

Drip y Drop te cautivan desde la distancia, su diseño te sorprende cuando te acercas y te invita a encenderlas. Es ahí donde la magia alcanza su máximo esplendor.



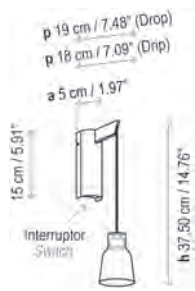
Image does not show north American backplate



Drop's small screen is made of borosilicate glass, finer and more delicate than blown glass. "I wanted the material to be very tasteful, almost like a candy," says Christophe. The choice of glass is intimately related to the light that creates the Drop.

La pequeña pantalla de la Drop está hecha de vidrio de borosilicato, más fino y delicado que el vidrio soplado. "Quería que el material fuera muy gustoso, casi como un caramelo", dice Christophe. La elección del vidrio está íntimamente relacionado con la luz que crea la Drop.





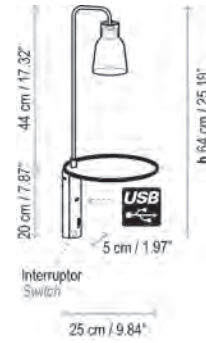
Drip/Drop A/01

IP-20 | | 3 W LED / CRI: 90 / 2700 K
345 lm light source / fuente de luz



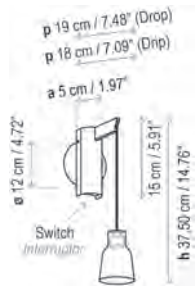
Drip/Drop A/02

IP-20 | | 3 W LED / CRI: 90 / 2700 K
345 lm light source / fuente de luz



Drip/Drop A/03

IP-20 | | 3 W LED / CRI: 90 / 2700 K
345 lm light source / fuente de luz



Only for North America

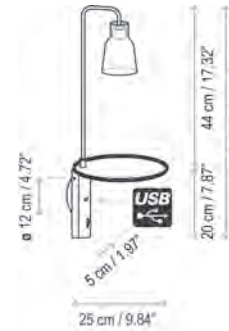
Drip/Drop A/01

DRY | | 3 W LED / CRI: 90 / 2700 K
345 lm light source



Drip/Drop A/02

DRY | | 3 W LED / CRI: 90 / 2700 K
345 lm light source



Drip/Drop A/03

DRY | | 3 W LED / CRI: 90 / 2700 K
345 lm light source

Structure Finishes
Acabados Estructura



Ebony Black
Negro ébano

Finishes Drip
Acabados Drip




Transparent Glass
Vidrio Transparente



Frosted Glass
Vidrio Matizado



Green Glass
Vidrio Verde



Blue Glass
Vidrio Azul



Opal Polycarbonate
Policarbonato Opal

Finishes Drop
Acabados Drip



Transparent Glass
Vidrio Transparente



Frosted Glass
Vidrio Matizado



Green Glass
Vidrio Verde



Blue Glass
Vidrio Azul

Family
Familia

A/01	A/02	A/03	S/01	S/03	S/07	S/12	S/24	S/36	S/48	M/36	M/50	M/70	P/131
25	23	26	111	111	111	111	111	111	111	331	331	334	365

Helios

Design by
Gonzalo Milà | 2021





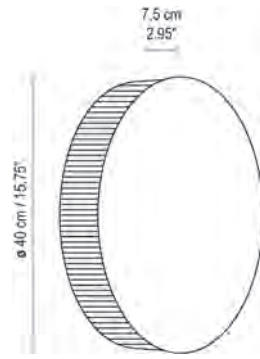
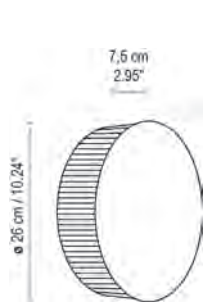
The Helios wall lamp is an artisan product that gives off indirect light through the irregular cotton threads of its lampshade, drawing small shadows on the wall. Helios comfortably adapts to the language and personality of organic environments and wabi-sabi aesthetics.

Designed to be part of settings or light murals in applications where highly decorative results are sought.

El aplique Helios es un producto artesanal que, a través de los hilos de algodón irregulares de su pantalla, deja pasar luz indirecta dibujando pequeñas sombras en la pared. Se adapta con comodidad al lenguaje y carácter de los ambientes orgánicos y de estética Wabi Sabi.

Pensada para formar parte de composiciones o murales de luz en aplicaciones donde se buscan resultados altamente decorativos.





Helios A/01

IP20 | TRIAC | 16,8 W LED / CRI: 90 / 2700 K
2000 lm light source / fuente de luz

Helios A/02

IP20 | TRIAC | 18 W LED / CRI: 90 / 2700 K
2700 lm light source / fuente de luz

Only for North America

Helios A/01

DRY | TRIAC | ADA | 16,8 W LED / CRI: 90 / 2700 K
2000 lm light source

Helios A/02

DRY | TRIAC | ADA | 18 W LED / CRI: 90 / 2700 K
2700 lm light source





Finishes
Acabados



Oak Brown / Beige Thread
Marrón Roble / Hilo Beige

Kira

Design by
Danos Salgados | 2021



The Kira wall lamp is a light box that emits an aura of warm luminosity around its inner perimeter. In addition, it emits lower light through an LED plate and there is the option to add a push-button with 3 dimming settings.

With a fresh and lightweight design, Kira is mainly intended to be used in bedrooms.

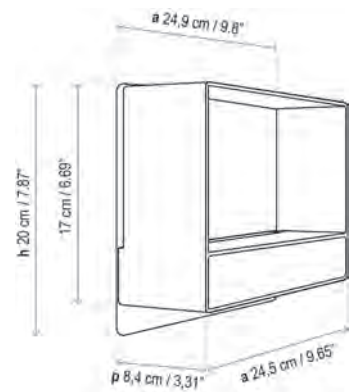
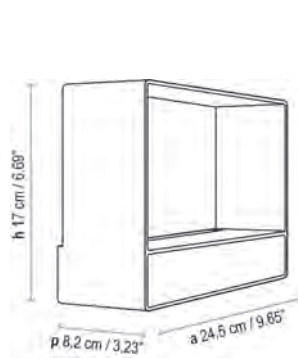
Los apliques Kira son una caja de luz que emite un aura de luminosidad cálida en el contorno de su perímetro interior. Además, emite luz inferior a través de una placa LED y puede disponer de un pulsador con 3 posiciones de regulación.

Con un aspecto fresh y ligero, Kira está pensada esencialmente como un producto a utilizar en habitaciones.





Image does not show north American backplate



Only for North America

Kira A/01

IP20 | TRIAC | 8,4 W LED / CRI:90 / 2700 K
1100 lm light source / fuente de luz

IP20 | 0-10V | 8,4 W LED / CRI:90 / 2700 K
1100 lm light source / fuente de luz

Optional: Push-button with 3 dimming positions
Opcional: Pulsador con 3 posiciones de regulación

Kira A/01

DRY | TRIAC | ADA | 8,4 W LED / CRI:90 / 2700 K
1100 lm light source

DRY | 0-10V | ADA | 8,4 W LED / CRI:90 / 2700 K
1100 lm light source

DRY | 0-10V | ADA | 8,4 W LED / CRI:90 / 2700 K
1100 lm light source

Optional: Push-button with 3 dimming positions

Finishes Acabados



Matte White
Blanco Mate

Nón Lá

Design by
Jorge Pensi Design Studio | 2015








Nón Lá is our way of paying a little homage to the Vietnamese hat and its centenary culture. Its simple open cone offers us a light structure that is resistant and a bit avant-garde, thanks to the decentralization of its light cavity. Its cast iron arm in the shape of an angle gives it a look that contrasts with the subtlety of its conical shade.

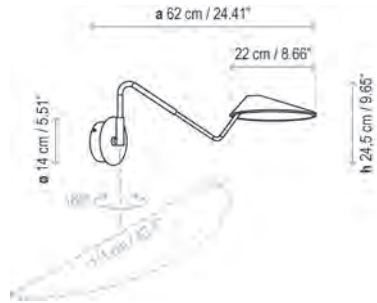
Nón Lá es nuestra manera de rendirle un pequeño homenaje al sombrero vietnamita y a su cultura centenaria. Su sencillo cono abierto, nos ofrece una estructura ligera, resistente y un punto vanguardista gracias a la descentralidad de su cavidad lumínica. Su brazo de fundición de hierro en forma de ángulo nos ofrece un aspecto que contrasta con la sutileza de su pantalla cónica.





Nón Lá A/01

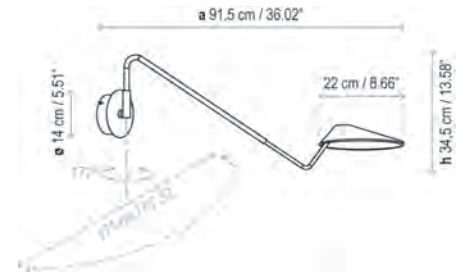
IP20 10,5 W LED / CRI: 90 / 2700 K
1200 lm light source / fuente de luz



Nón Lá A/03

IP20 10,5 W LED / CRI: 90 / 2700 K
1200 lm light source / fuente de luz

IP20 10,5 W LED / CRI: 90 / 2700 K
1200 lm light source / fuente de luz



Nón Lá A/04

IP20 10,5 W LED / CRI: 90 / 2700 K
1200 lm light source / fuente de luz

IP20 10,5 W LED / CRI: 90 / 2700 K
1200 lm light source / fuente de luz

Only for North America

Nón Lá A/01

DRY 10,5 W LED / CRI: 90 / 2700 K
1200 lm light source

Nón Lá A/03

DRY 10,5 W LED / CRI: 90 / 2700 K
1200 lm light source

DRY 10,5 W LED / CRI: 90 / 2700 K
1200 lm light source

Nón Lá A/04

DRY 10,5 W LED / CRI: 90 / 2700 K
1200 lm light source

DRY 10,5 W LED / CRI: 90 / 2700 K
1200 lm light source

Structure Finishes A/03, A/04 Acabados Estructura A/03, A/04




Graphite Brown
Marrón Grafito

Finishes Acabados



White Lacquer
Lacado Blanco



Chrome
Cromo



Satin copper
Cobre Brillante

Family Familia

A/01	A/03	A/04	S	Set 3 Rectangular	T	Not available for North American Market	S	Set 3 Rectangular
43	42	41	177	179	343			

page / página

Nut

Design by
Estudi Manel Molina | 2021



Image does not show north American backplate

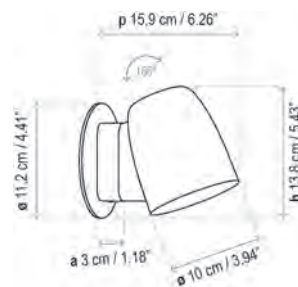
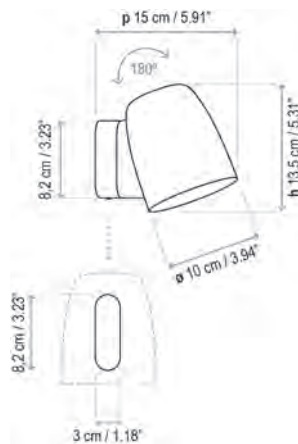


Image does not show north American backplate



Nut is a collection of discreet lights that are characterized by their ergonomic and striking body. They are highly versatile products that can work as a headboard, a guide light in corridors or a bathroom wall lamp. They are easy and intuitive to use. The light beam can be directed from right to left at a 180° angle.

Las Nut son una colección de luminarias discretas que se caracterizan por su cuerpo ergonómico y contundente. Son un producto altamente versátil que puede funcionar como cabecero de cama, lámpara de señalización en pasillos o aplique de baño. Su manejo es fácil e intuitivo. Permiten una orientación del haz de luz en sentido de derecha a izquierda en un ángulo de 180°.



Only for North America

Nut A/01 | Outdoor

IP54 | TRIAC | 6,3 W LED / CRI: 90 / 2700 K
950 lm fuente de luz/light source

IP54 | TRIAC | 6,3 W LED / CRI: 90 / 2700 K
950 lm fuente de luz/light source

Push-button with 3 dimming positions
Pulsador con 3 posiciones de regulación

Nut A/01 | Outdoor

WET | 0-10V | 6,3 W LED/CRI: 90/2700K
950 lm light source

WET | TRIAC | 6,3 W LED/CRI: 90/2700K
950 lm light source

WET | TRIAC | 6,3 W LED/CRI: 90/2700K
950 lm light source

Push-button with 3 dimming positions

Finishes Acabados



Black
Negro



White
Blanco

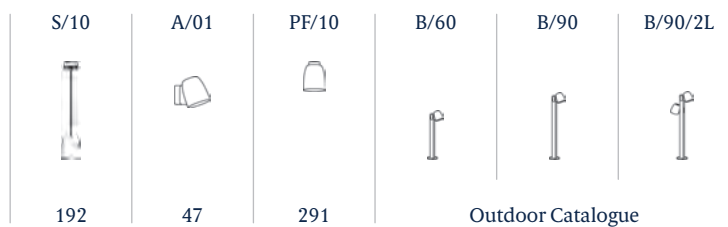


Light grey
Gris claro



Terracotta
Teja

Familia Family



page / página

192

47

291

Outdoor Catalogue

Indoor
Interior

Outdoor / Exterior

Platet

Design by
Christophe Mathieu | 2020



JUAN LINARES



Simple shapes, shapes that are familiar to us and that make us travel through time. Adapted to the LED light, there is something romantic in the Platet, made entirely of painted iron. Its colour palette include sober and warm tones, always with the inner part in white, which gives us a good quality of light.

Formas simples, que nos resultan familiares y que nos hacen viajar a través del tiempo. Adaptado a la fuente de luz LED, hay algo de romántico en la Platet, realizada toda ella en hierro pintado. La paleta de color incorpora tonos sobrios y cálidos, siempre con la parte interior de la pantalla de color blanco que nos proporciona una buena calidad de luz.





Port Solacz - Poznan
By EV Architects and 4 Light











Platet A/05

IP20 | 1 x MAX 9W E-14
LED P45 / light source

IP20 | 4,2 W LED / CRI: 90 / 2700 K
504 lm fuente de luz / light source

Only for North America

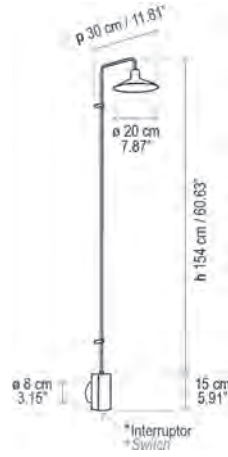
Platet A/05

DRY | 1 x 5W E-12
LED A15

DRY | 4,2 W LED / CRI: 90 / 2700 K
504 lm light source



Platet A/05 | Surface / Superficie



Platet A/06

IP20 | 4,2 W LED / CRI: 90 / 2700 K
504 lm fuente de luz / light source

IP20 | 4,2 W LED / CRI: 90 / 2700 K
504 lm fuente de luz / light source

Only for North America

Platet A/06

DRY | 4,2 W LED / CRI: 90 / 2700 K
504 lm light source

DRY | 4,2 W LED / CRI: 90 / 2700 K
504 lm light source



Platet A/06 | Surface / Superficie



Platet A/02

- IP20 | 1 x MAX 9W E-14 LED P45 / light source
- IP20 | 4,2 W LED / CRI: 90 / 2700 K 504 lm fuente de luz / light source
- IP20 | 4,2 W LED / CRI: 90 / 2700 K 504 lm fuente de luz / light source

Only for North America

Platet A/02

- DRY | 1 x 5W E-12 LED A15
- DRY | 4,2 W LED / CRI: 90 / 2700 K 504 lm light source
- DRY | 4,2 W LED / CRI: 90 / 2700 K 504 lm light source

Structure Finishes Acabados Estructura



Ebony Black
Negro ébano

Finishes Acabados



Antique Brass
Patiné



Terracota
Teja



Olive grey
Gris Oliva



Light grey
Gris claro

Family Familia

page / página

A/02	A/05	A/06	S/20	Skybell System Sistema Skybell	A/01
52	58	54	195	199	Outdoor Catalogue

Indoor / Interior

Outdoor
Exterior

Roda

Design by
Joana Bover | 2022





Recessed canopy / Florón empotrado

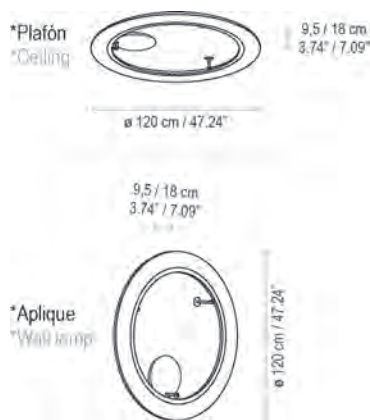
The Roda Collection is characterized by its large, cylindrical, ring-shaped shade. Its inner contour is surrounded by an aluminum ring housing a continuous circle of LEDs, emitting a uniform, filtered light. The warmth of the ribbon is highlighted by the dark ring outlining the perimeter, making these fixtures particularly cozy and lightweight, because despite their large volume, they seem weightless.

Las Roda se caracterizan por tener una gran pantalla cilíndrica en forma de anillo. Su contorno interior está rodeado por un aro de aluminio que aloja de forma continua los LEDs, emitiendo una luz uniforme y tamizada. La calidez de la cinta destaca sobre el aro oscuro que delimita su perímetro, haciéndolas especialmente acogedoras y ligeras, porque a pesar de su gran volumen, no transmiten un peso aparente.

User can customize the canopy painting its cover plate.

El usuario puede customizar el florón pintando la tapa.





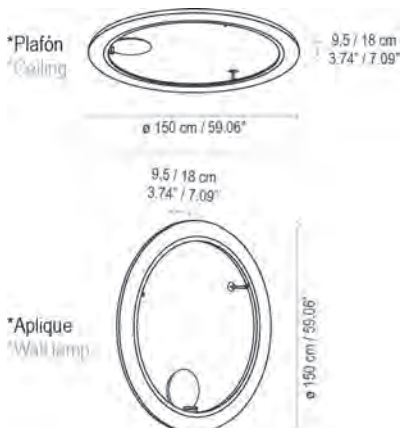
Roda PF/120

IP-20 | 1-10V | 50,8 W LED / CRI: 90 / 2700 K
6600 lm fuente de luz / light source

Only for North America

Roda PF/120

DRY | 0-10V | ADA | 50,8 W LED / CRI: 90 / 2700 K
6600 lm light source



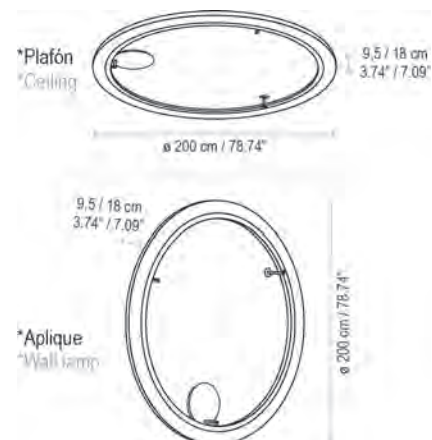
Roda PF/150

IP-20 | 1-10V | 65,5 W LED / CRI: 90 / 2700 K
8500 lm fuente de luz / light source

Only for North America

Roda PF/150

DRY | 0-10V | ADA | 65,5 W LED / CRI: 90 / 2700 K
8500 lm light source



Roda PF/200

IP-20 | 1-10V | 85,7 W LED / CRI: 90 / 2700 K
11100 lm fuente de luz / light source

Only for North America

Roda PF/200

DRY | 0-10V | ADA | 85,7 W LED / CRI: 90 / 2700 K
11100 lm light source

Structure Finishes Acabados Estructura



Graphite Brown
Marrón Grafito

Finishes Acabados



White Ribbon
Cinta Blanca



Cream Ribbon
Cinta Crema

Family Familia

S/120	S/150	S/200	S/120/V	S/150/V	S/200/V	PF/120	PF/150	PF/200
202	202	202	201	201	204	61/299	61/299	61/299

page / página

Skybell Plus

Design by
Estudi Manel Molina | 2019

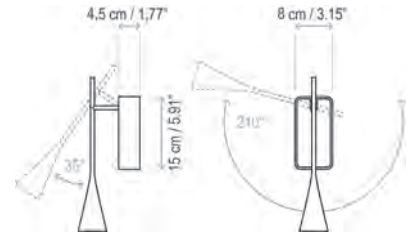
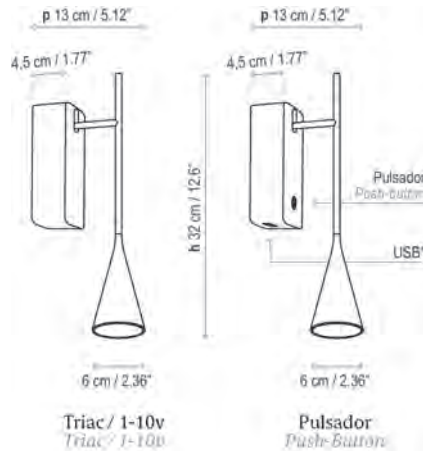






The Skybell Plus takes the subtlety and joy of the Skybell and reduces the concept of the lamp to its essence: the bell. A very simple, dark, black object that does not want prominence. This simplicity is precisely what gives the product great versatility.

La Skybell Plus, recoge la sutileza y alegría de las Skybell y reduce el concepto de la lámpara a su esencia: la campana. Un objeto muy sencillo, oscuro, negro, que no quiere protagonismo. Esta sencillez es precisamente lo que otorga al producto una gran versatilidad.



Skybell Plus A/01

IP 20 4.2 W LED / CRI: 93 / 2700 K
500 lm light source/fuente de luz

IP 20 4.2 W LED / CRI: 93 / 2700 K
500 lm light source/fuente de luz

IP 20 4.2 W LED / CRI: 93 / 2700 K
500 lm light source/fuente de luz

Only for North America

Skybell Plus A/01

DRY 4.2 W LED / CRI: 93 / 2700 K
500 lm light source

DRY 4.2 W LED / CRI: 93 / 2700 K
500 lm light source

Finishes Acabados



Ebony Black
Negro ébano

Family Familia

page / página

A/01	S/1L	S/1L Track/Carril
65	233	220

Tria

Design by
Rubén Saldaña | 2015








Its organic and modular shape makes Tria a unique and original object. Tria can be installed either as a single wall light or as a light module with a sole connection point on the wall which makes it easier to be displayed as a mural at hotel reception desks, corridors, etc.

La forma orgánica y modular hace de Tria un objeto singular y original. Tria nos permite instalarlo como aplique individual o por módulos con un solo punto de conexión en pared, facilitando su aplicación como mural en recepciones, pasillos, etc.



Tria 01



Tria 02



Tria 03



Tria Set 3

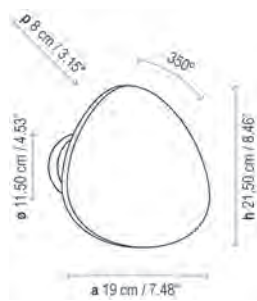
Finishes
Acabados



Natural Oak
Roble Natural

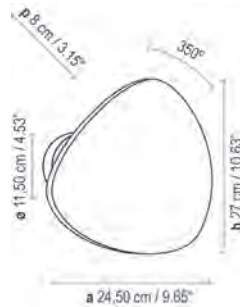


White Satin
Blanco Satinado



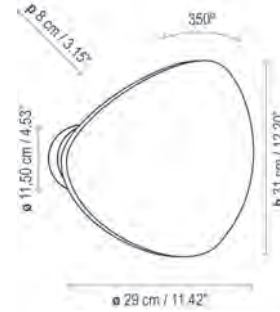
Tria 01

IP 20 TRIAC 8,7 W LED / CRI: 90 / 2700 K
960 lm fuente de luz / light source



Tria 02

IP 20 TRIAC 13 W LED / CRI: 90 / 2700 K
1440 lm fuente de luz / light source



Tria 03

IP 20 TRIAC 17 W LED / CRI: 90 / 2700 K
1920 lm fuente de luz / light source

Only for North America

Tria 01

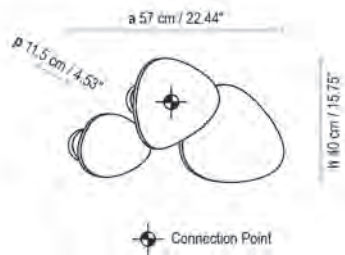
DRY 0-10V ADA 8,7 W LED / CRI: 90 / 2700 K
960 lm light source

Tria 02

DRY 0-10V ADA 13 W LED / CRI: 90 / 2700 K
1440 lm light source

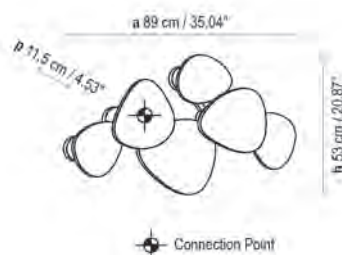
Tria 03

DRY 0-10V ADA 17 W LED / CRI: 90 / 2700 K
1920 lm light source



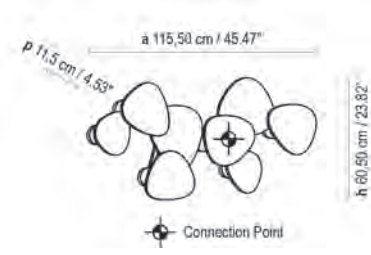
Tria Set 3

IP 20 TRIAC 39 W LED / CRI: 90 / 2700 K
4320 lm fuente de luz / light source



Tria Set 6

IP 20 TRIAC 69 W LED / CRI: 90 / 2700 K
7080 lm fuente de luz / light source



Tria Set 8

IP 20 TRIAC 103.2 W LED / CRI: 90 / 2700 K
11520 lm fuente de luz / light source

Only for North America

Tria 01

DRY 0-10V 39 W LED / CRI: 90 / 2700 K
4320 lm light source

Tria 02

DRY 0-10V 69 W LED / CRI: 90 / 2700 K
7080 lm light source

Tria 03

DRY 0-10V 103.2 W LED / CRI: 90 / 2700 K
11520 lm light source

Family
Família

01	02	03	Set 3	Set 6	Set 8	04	05
72	72	70	72	69	73	Outdoor Catalogue	

page / página

Indoor / Interior

Outdoor / Exterior

Wall Street

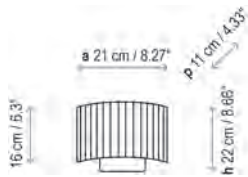
Design by
Joana Bover | 2000





Wall Street is a functional Collection of decorative wall lamps which do grant an optimal light diffusion thanks to its handmade ribbon or cotton fabric shade. Available in different measures for domestic or public spaces according to customer needs.

Wall Street es una colección funcional de apliques decorativos que consiguen una óptima difusión de la luz gracias a su pantalla de cinta o cotonet hecha a mano. Disponible en diferentes medidas para espacios domésticos o públicos según las necesidades del cliente.



Wall Street 21

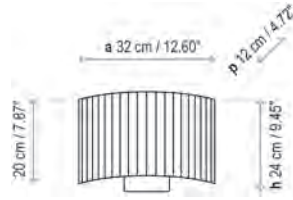
IP-20 | | 1 x MAX 9W LED E-27 P45 |

Only for North America

Wall Street 21

DRY | | 1 x 60 W E26 A15 INC

DRY | | 1 x 5 W E26 A15 LED



Wall Street 32

IP-20 | | 1 x MAX 9W LED E-27 P45 |

Wall Street 32

DRY | | 1 x 60 W E26 A15 INC

DRY | | 1 x 5 W E26 A15 LED



Wall Street 45

IP-20 | | 1 x MAX 9W LED E-27 P45 |

Wall Street 45


DRY | | 1 x 60 W E26 A15 INC

DRY | | 1 x 5 W E26 A15 LED

Structure Finishes *Acabados Estructura*



Satin Nickel
Níquel Satinado



Brilliant Chrome
Cromo Brillante


Finishes *Acabados*



White Ribbon
Cinta Blanca



Cream Ribbon
Cinta Crema



White Cotton
Cotonet Blanco



Cotton
Cotonet

WE BRING BACK CUSTOMS,
TRADES AND VALUES.
A WAY OF UNDERSTANDING
THE LIFE WE SHARE.

LEARNING FROM OUR HISTORY
ALLOWS US TO IMPROVE AND
AVOID THE MISTAKES
WE MAKE.

RECUPERAMOS COSTUMBRES, OFICIOS Y VALORES.

UNA FORMA DE ENTENDER

LA VIDA QUE COMPARTIMOS.

APRENDER DE NUESTRA HISTORIA
NOS PERMITE MEJORAR Y EVITAR
LOS ERRORES QUE COMETEMOS.

JOANA BOVER



Bol

Design by
Estudi Manel Molina | 2022







SUSTAINABILITY SHOULD BECOME
A DAILY HABIT WE ALL NEED TO INCLUDE
IN OUR DECISION-MAKING.

WE SEE DESIGN AS THE TOOL THAT ENABLES US
TO ACTIVATE CHANGE AND DECIDE WHAT KIND
OF RELATIONSHIP WE WANT TO HAVE
WITH OUR PLANET.

LA SOSTENIBILIDAD DEBE SER
UN HÁBITO COTIDIANO QUE TODO TENEMOS
QUE INCORPORAR EN NUESTRAS DECISIONES.
EL DISEÑO PARA NOSOTROS, ES LA HERRAMIENTA
QUE NOS PERMITE ACCIONAR EL CAMBIO
Y DECIDIR QUÉ RELACIÓN QUEREMOS TENER
CON EL PLANETA.

JOANA BOVER











Bol S/4L

Image does not show north American canopy

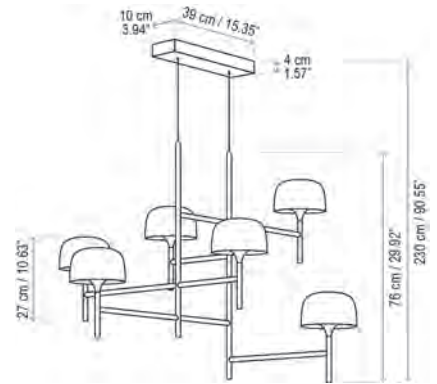
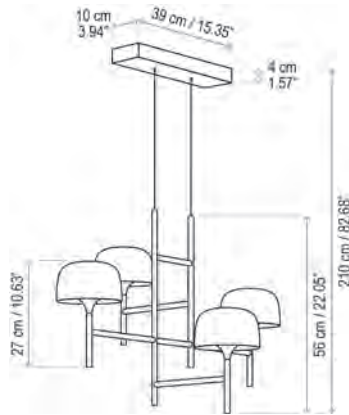
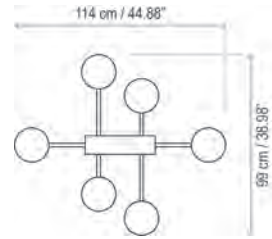
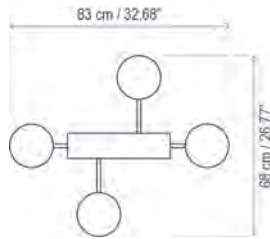
Finishes
Acabados



Ebony Black
Negro ébano

Family
Familia

	A/01	S/4L	S/6L	M/30	M/33	P/130
page / página	13	87	81	319	320	357

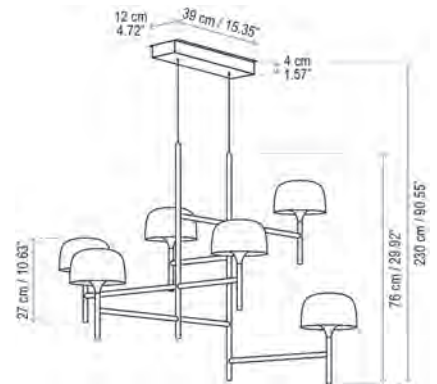
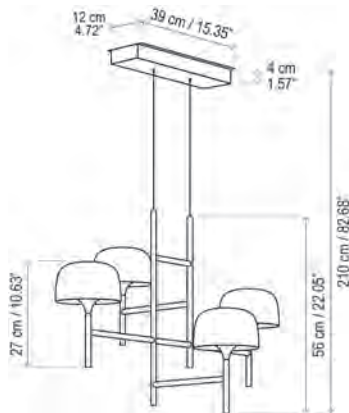


Bol S/4L

IP 20 | TRIAC | 4 x 12 W LED / CRI: 90 / 2700 K
6720 lm light source / fuente de luz

Bol S/6L

IP 20 | TRIAC | 6 x 12 W LED / CRI: 90 / 2700 K
10080 lm light source / fuente de luz



Only for North America

Bol S/4L

DRY | 4 x 12 W LED / CRI: 90 / 2700 K
6720 lm light source

DRY | 4 x 12 W LED / CRI: 90 / 2700 K
6720 lm light source

Only for North America

Bol S/6L

DRY | 6 x 12 W LED / CRI: 90 / 2700 K
10080 lm light source

DRY | 6 x 12 W LED / CRI: 90 / 2700 K
10080 lm light source

Dome

Design by
Benedetta Tagliabue / EMBT | 2015





BEST of year INTERIOR DESIGN
HONOREE 2015



With Dome we decided to take the light out of the object so it becomes a light sculpture designed to receive and emit a delicate light, a play of shadows and nuances that enrich the space for which they were created. More than 170 big and small wood fragments are wisely intertwined and sewed one by one to end up in such a puzzle.

Con la Dome decidimos llevarnos la luz fuera del objeto, dejar que sea una escultura lumínica creada y pensada para recibir y emitir una luz sutil, un juego de sombras y matices que enriquezcan el espacio para el que son creadas. Se necesitan más de 170 fragmentos para componer este gran mecano de pequeñas y grandes piezas de madera.







Photo by Courtesy of Ragno Ceramiche
Photographer: Tiziano Sartorio








Photo by Courtesy of Ragno Ceramiche
Photographer: Tiziano Sartorio

Structure Finishes
Acabados Estructura

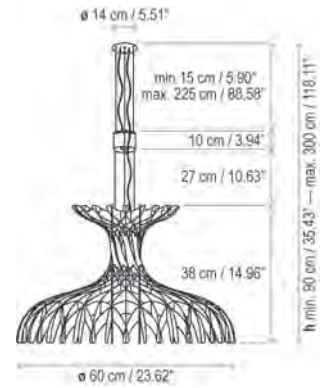
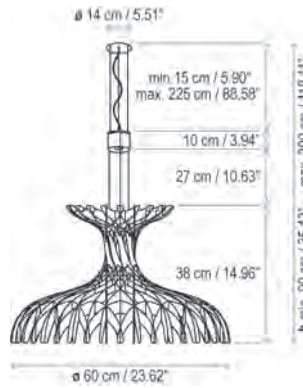


Matte White
Blanco Mate

Finishes
Acabados



Natural Wood
Madera Natural



Dome 60/01

IP-20 12,5 W LED / CRI: 90 / 2700 K
1332 lm light source / fuente de luz

Only for North America

Dome 60/02

IP-20 25 W LED / CRI: 90 / 2700 K
2664 lm light source / fuente de luz

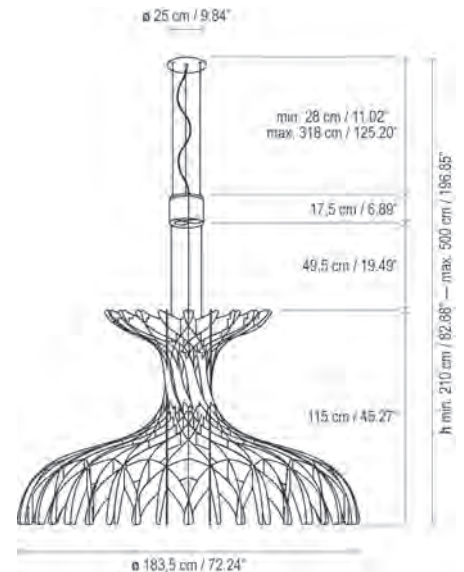
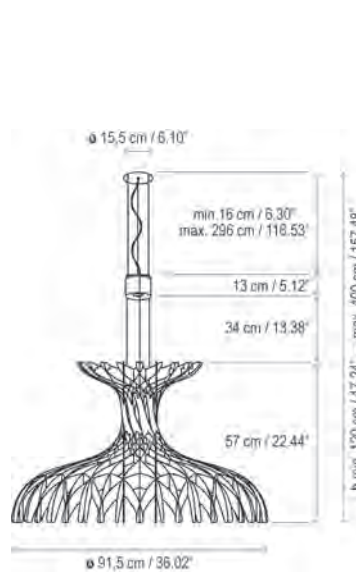
Only for North America

Dome 60/01

DRY 12,5 W LED / CRI: 90 / 2700 K
1332 lm light source

Dome 60/02

DRY 25 W LED / CRI: 90 / 2700 K
2664 lm light source



Dome 90

IP-20 25 W LED / CRI: 82 / 2700 K
2970 lm light source / fuente de luz

Only for North America

Dome 180

IP-20 75 W LED / CRI: 82 / 2700 K
8910 lm light source / fuente de luz

Only for North America

Dome 90

DRY 25 W LED / CRI: 82 / 2700 K
2970 lm light source

Dome 180

DRY 75 W LED / CRI: 82 / 2700 K
8910 lm light source

Domita

Design by
Benedetta Tagliabue / Joana Bover | 2019





From the beginning of the creation of the Dome, we knew that sooner or later we should expand the collection with smaller versions that allow us to create lighter spaces. Under these premises were born the Domitas, lamps made with thin wooden slats that converge between them, forming a small dome that keeps inside the LED source.

Desde el principio de la creación de las Dome, sabíamos que tarde o temprano deberíamos ampliar la colección con versiones más pequeñas que nos permitieran crear espacios más livianos. Bajo estas premisas nacieron las Domitas, lámparas realizadas con finas lamas de madera que confluyen entre ellas, formando una pequeña cúpula que guarda en su interior la fuente de LED.

Image does not show north American canopy





Perpetuum Mobile
Universita degli studi di Milano
Photographer: Paolo Fassoli

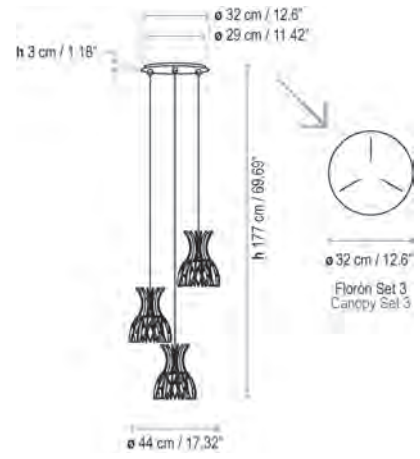
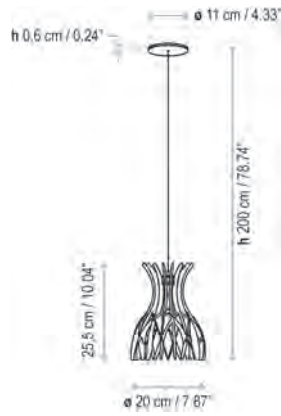
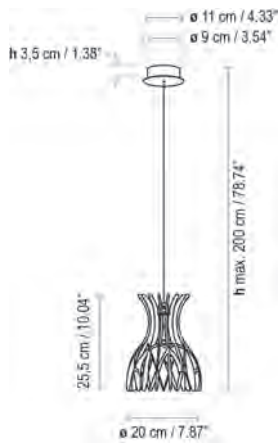






Photo by Courtesy of Ragno Ceramiche
Photographer: Paolo Fassoli





Domita S/20

IP-20 |  1 x MAX 8 W LED GU10

Only for North America

Domita S/20

DRY |  1 x 8 W LED GU10

Domita S/20/3L

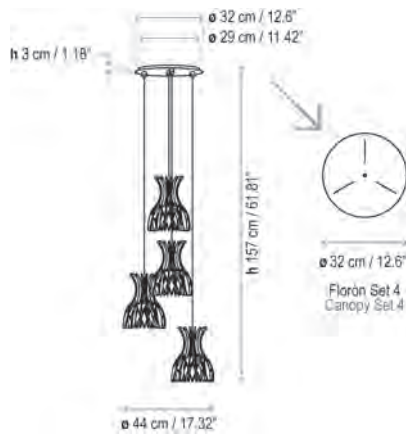
IP-20 |  3 x MAX 8 W LED GU10

Only for North America

Domita S/20/3L

DRY |  3 x 8 W LED GU10

Standard canopy / *Florón estándar*



Multiple canopy / *Florón múltiple*



Domita S/20/4L

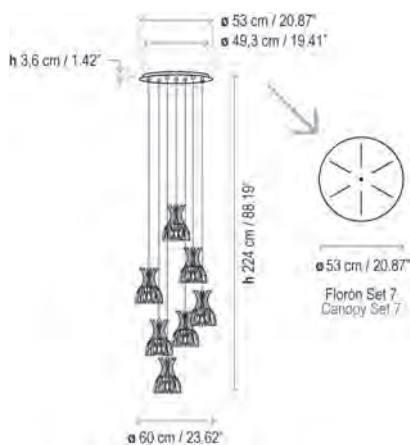
IP-20 |  4 x MAX 8 W LED GU10

Only for North America

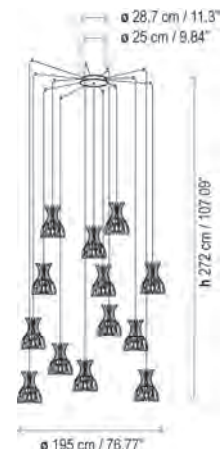
Domita S/20/4L

DRY |  4 x 8 W LED GU10

Standard canopy / *Florón estándar*



Multiple canopy / *Florón múltiple*



Domita S/20/7L

IP-20 7 x MAX 8 W LED GU10

Only for North America

Domita S/20/7L

DRY 7 x 8 W LED GU10

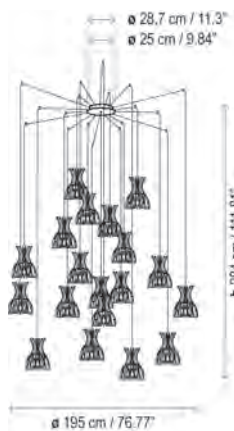
Domita S/20/13L

IP-20 13 x MAX 8 W LED GU10

Only for North America

Domita S/20/13L

DRY 13 x 8 W LED GU10



Domita S/20/19L

IP-20 19 x MAX 8 W LED GU10

Only for North America

Domita S/20/19L


DRY 19 x 8 W LED GU10

Structure Finishes *Acabados Estructura*



Graphite Brown
Marrón Grafito

Finishes *Acabados*



Natural Wood
Madera Natural

Family *Familia*



page / *página*

101

106

108

109

109

107

327

Drip/Drop

Design by
Christophe Mathieu | 2017



JUAN LINARES

THE GOAL IS TO CHANGE OUR HABITS.
WE NEED THE COLLABORATION OF THE
WHOLE CHAIN:
SUPPLIERS, CUSTOMERS AND USERS,
FAMILY AND FRIENDS.
TOGETHER WE MUST SHARE THE SAME GOAL:
REDUCE THE USE OF FOSSIL FUELS,
USING RENEWABLE AND CLEAN ENERGIES.

EL OBJETIVO ES CAMBIAR NUESTROS HÁBITOS.
NECESITAMOS LA COLABORACIÓN DE TODA LA CADENA:
PROVEEDORES, CLIENTES Y USUARIOS,
FAMILIARES Y AMIGOS.
TODOS JUNTOS DEBEMOS COMPARTIR
EL MISMO OBJETIVO;
REDUCIR EL USO DE ENERGÍAS FÓSILES,
UTILIZANDO ENERGÍAS RENOVABLES Y LÍMPIAS.


JOANA BOVER



JUAN LINARES



Drop S/07L




Drip S/12L




Hotel SB Icaria











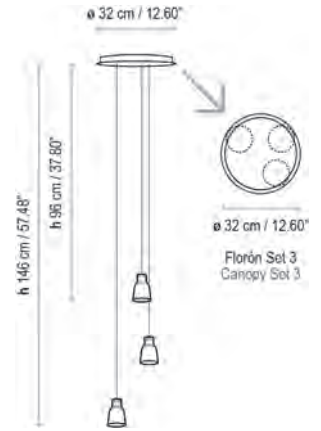
Drip/Drop S/01L

IP-20 | 3 W LED / CRI: 90 / 2700 K
345 lm light source / fuente de luz

Only for North America

Drip/Drop S/01L

DRY | 3 W LED / CRI: 90 / 2700 K
345 lm light source



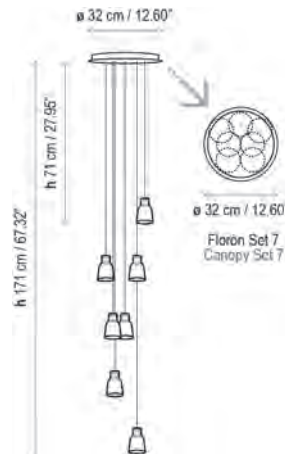
Drip/Drop S/03L

IP-20 | 9,6 W LED / CRI: 90 / 2700 K
1116 lm light source / fuente de luz

Only for North America

Drip/Drop S/03L

DRY | 9,6 W LED / CRI: 90 / 2700 K
1116 lm light source



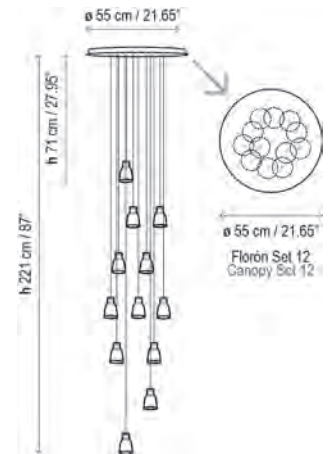
Drip/Drop S/07L

IP-20 | 22,4 W LED / CRI: 90 / 2700 K
2604 lm light source / fuente de luz

Only for North America

Drip/Drop S/07L

DRY | 22,4 W LED / CRI: 90 / 2700 K
2604 lm light source



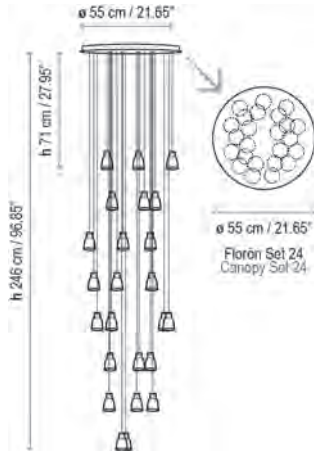
Drip/Drop S/12L

IP-20 | 35,2 W LED / CRI: 90 / 2700 K
4464 lm light source / fuente de luz

Only for North America

Drip/Drop S/12L

DRY | 35,2 W LED / CRI: 90 / 2700 K
4464 lm light source



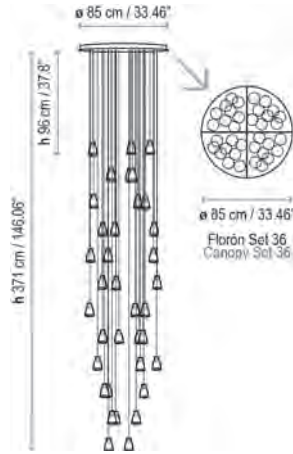
Drip/Drop S/24L

IP-20  76,8 W LED / CRI: 90 / 2700 K
8928 lm light source / fuente de luz

Only for North America

Drip/Drop S/24L

DRY  76,8 W LED / CRI: 90 / 2700 K
8928 lm light source




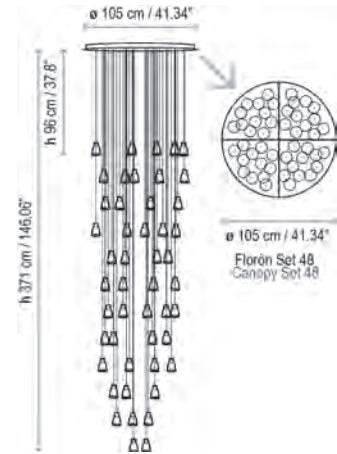
Drip/Drop S/36L

IP-20  115,2 W LED / CRI: 90 / 2700 K
13392 lm light source / fuente de luz

Only for North America

Drip/Drop S/36L

DRY  115,2 W LED / CRI: 90 / 2700 K
13392 lm light source



Drip/Drop S/48L

IP-20  153,6 W LED / CRI: 90 / 2700 K
17856 lm light source / fuente de luz

Only for North America

Drip/Drop S/48L

DRY  153,6 W LED / CRI: 90 / 2700 K
17856 lm light source

Structure Finishes
Acabados Estructura



Ebony Black
Negro ébano

Finishes Drip
Acabados Drip




Transparent Glass
Vidrio Transparente



Frosted Glass
Vidrio Matizado



Green Glass
Vidrio Verde



Blue Glass
Vidrio Azul



Opal Polycarbonate
Policarbonato Opal

Finishes Drop
Acabados Drip



Transparent Glass
Vidrio Transparente



Frosted Glass
Vidrio Matizado



Green Glass
Vidrio Verde



Blue Glass
Vidrio Azul

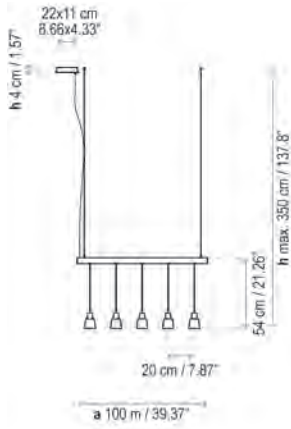
Family
Familia

A/01	A/02	A/03	S/01	S/03	S/07	S/12	S/24	S/36	S/48	M/36	M/50	M/70	P/131
25	23	26	111	111	111	111	111	111	111	331	331	333	365

Drip/Drop Linear

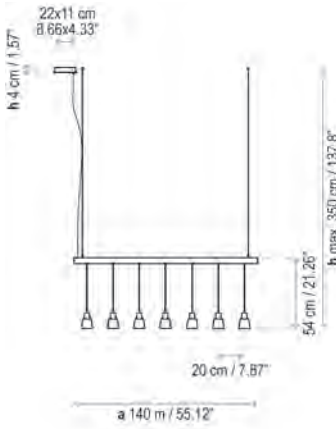
Design by
Christophe Mathieu | 2017





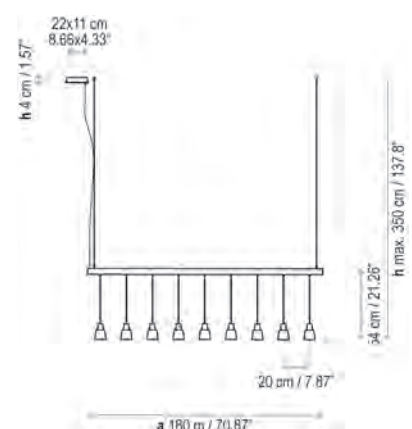
Drip/Drop Linear S/05L

IP 20 | 0/1-10V / DALI / PUSH | 16 W LED / CRI: 90 / 2700 K
1860 lm light source / fuente de luz



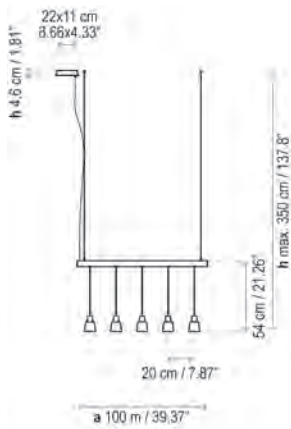
Drip/Drop Linear S/07L

IP 20 | 0/1-10V / DALI / PUSH | 22,4 W LED / CRI: 90 / 2700 K
2604 lm light source / fuente de luz



Drip/Drop Linear S/09L

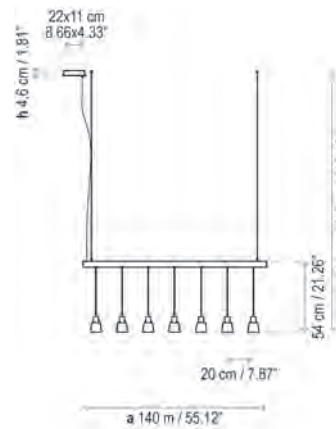
IP 20 | 0/1-10V / DALI / PUSH | 28,8 W LED / CRI: 90 / 2700 K
3348 lm light source / fuente de luz



Only for North America

Drip/Drop Linear S/05L

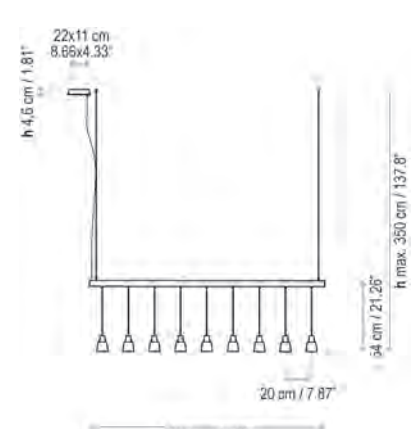
DRY | 0/1-10V / PUSH | 16 W LED / CRI: 90 / 2700 K
1860 lm light source



Only for North America

Drip/Drop Linear S/07L

DRY | 0/1-10V / PUSH | 22,4 W LED / CRI: 90 / 2700 K
2604 lm light source



Only for North America

Drip/Drop Linear S/09L

DRY | 0/1-10V / PUSH | 28,8 W LED / CRI: 90 / 2700 K
3348 lm light source

Structure Finishes
Acabados Estructura



Ebony Black
Negro ébano

Finishes Drip
Acabados Drip




Transparent Glass
Vidrio Transparente



Frosted Glass
Vidrio Matizado



Green Glass
Vidrio Verde



Blue Glass
Vidrio Azul



Opal Polycarbonate
Policarbonato Opal

Finishes Drop
Acabados Drip



Transparent Glass
Vidrio Transparente



Frosted Glass
Vidrio Matizado



Green Glass
Vidrio Verde



Blue Glass
Vidrio Azul

Family
Familia

PF/05L



123

PF/07L



124

PF/09L



124

S/05L



278

S/07L



277

S/09L



278

Elipse

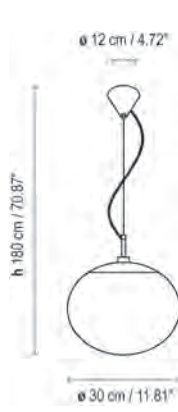
Design by
Alex Fernández Camps / Gonzalo Milà | 2011





The beauty of simplicity. Its elliptical shape enriches spaces with a comfortable and generous light; either individually or by combining different sizes.

La belleza de la sencillez. Su forma elíptica enriquece los ambientes con una luz confortable y generosa a la vez; tanto de forma individual como combinando diferentes tamaños.



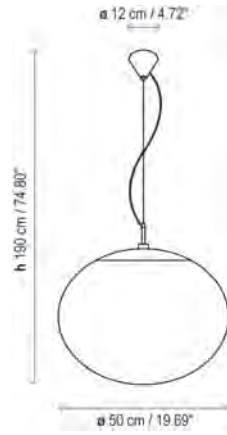
Elipse S/30

IP-20 |  2 x MAX 15W LED E-27 A60 | 

Only for North America

Elipse S/30

DRY |  2 x 10 W E26 LED A19



Elipse S/50

IP-20 |  2 x MAX 15W LED E-27 A60 | 

Only for North America

Elipse S/50

DRY |  2 x 10 W E26 LED A19

Structure Finishes Acabados Estructura



Satin Nickel
Niquel Satinado



White
Blanco

Finishes Acabados



White
Blanco

Familia Family



page / página

127

127

Outdoor Catalogue

Indoor / Interior

Outdoor / Exterior

Folie

Design by
Christophe Mathieu | 2021





The Folie are part of a group of lights that can be fitted together or separately. Each lamp is made up of one or more lampshades depending on the model. They emit a filtered light through their ribbon shade.

Las Folie forman parte de un grupo de luminarias que pueden colocarse en conjunto o por separado. Cada lámpara se compone de una o varias pantallas según cual sea el modelo. Emiten una luz tamizada a través de su pantalla de cinta.





Folie S/60

IP-20 | 3 x MAX 15 W LED E-27 A60

Spherical polycarbonat diffuser
Difusor esférico de policarbonato

Only for North America

Folie S/60

DRY | 3 x MAX 16 W LED E-26 A19

Spherical polycarbonat diffuser



Folie S/70

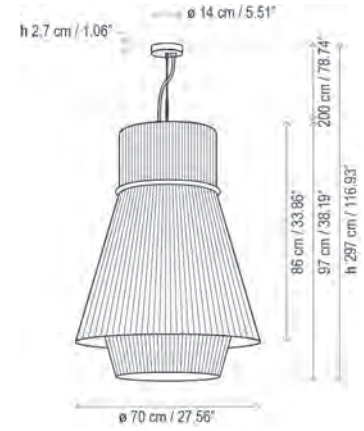
IP-20 | 5 x MAX 15 W LED E-27 A60

Flat polycarbonat diffuser
Difusor plano de policarbonato

Folie S/70

DRY | 5 x MAX 16 W LED E-26 A19

Flat polycarbonat diffuser



Folie S/70.2

IP-20 | 5 x MAX 15 W LED E-27 A60

Flat polycarbonat diffuser
Difusor plano de policarbonato

Folie S/70.2

DRY | 5 x MAX 16 W LED E-26 A19

Flat polycarbonat diffuser






Finishes
Acabados



White
Blanco



Cream
Crema



Brown metal ring
Aro de metal marrón



Black Canopy
Florón Negro

Hardy

Design by
Sergi Devesa / Òscar Devesa | 2013



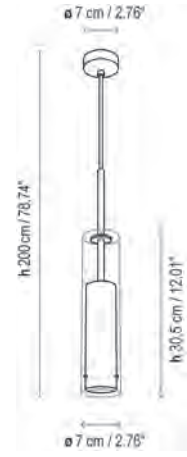
Made of borosilicate glass, Hardy provides direct, efficient and glare-free light. The two concentric cylinders make Hardy a simple and elegant pendant with wide applications in both residential and contract projects.

Realizadas en cristal de borosilicato, las Hardy aportan una luz directa, eficiente y sin deslumbramiento. Los dos cilindros concéntricos hacen de la Hardy un colgante simple y elegante con amplias aplicaciones tanto en proyectos residencial como contract.



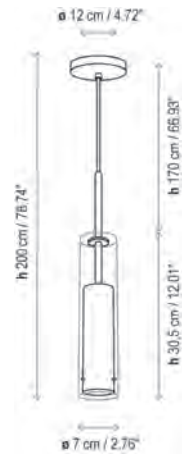


Image does not show north American canopy.



Hardy

IP-20 | 1 x MAX 8W LED GU10




Only for North America


Hardy

DRY | 1 x 5 W GU10 MR16 LED


Finishes Acabados



Chrome
Cromo



White
Blanco



Golden
Dorado

Maxi

Design by
Joana Bover | 2004





S.T. OR Lighting / Israel

WE WANT TO DEFEND AND LOOK AFTER
OUR NATURAL ENVIRONMENT.
WE LIKE TO OFFER TIMELESS PRODUCTS,
THAT WILL ACCOMPANY US OVER TIME,
WITH NO FUSS.

A BALANCE BETWEEN TIME,
DESIGN AND QUALITY.

QUEREMOS DEFENDER Y CUIDAR
NUESTRO ENTORNO NATURAL
NOS GUSTA OFRECER PRODUCTOS INTIMORALES,
QUE NOS ACOMPANEN A LO LARGO DEL TIEMPO,
SIN ESTRIDENCIAS.
UN EQUILIBRIO ENTRE EL TIEMPO,
EL DISEÑO Y LA CALIDAD.

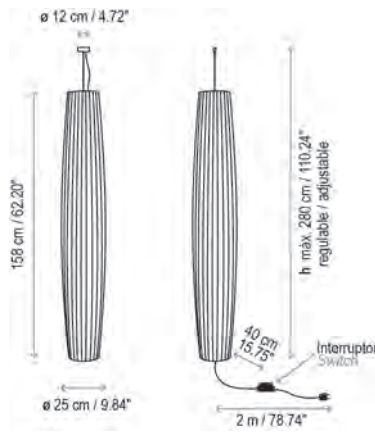
JOANA BOVER



Maxi meet our essence in one single product. Its smooth shapes, its warm light, and the different available options in which it is presented, has turned it a non-temporal product, adapting itself without shrillness over time maintaining its contemporary aspect.

Las Maxi reúnen nuestra en un solo producto. Sus formas suaves, su cálida luz y las diversas opciones con que se presenta, la han convertido en un producto intemporal, que se adapta sin estridencias al paso del tiempo conservando su acento contemporáneo.





Maxi S/01

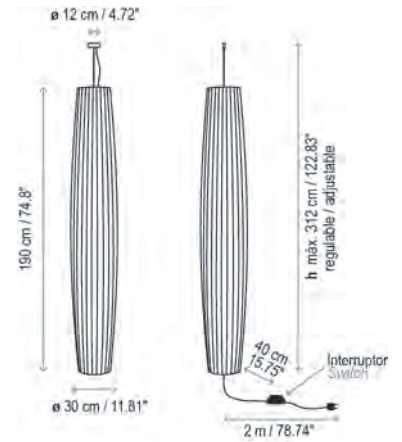
IP-20 | 4 x 9 W LED A60 E-27

Only for North America

Maxi S/01

DRY | 4 x 60 W E26 A15 INC

DRY | 4 x 5 W E26 A15 LED



Maxi S/02

IP-20 | 4 x MAX 15W LED A60 E-27

Only for North America

Maxi S/02

DRY | 4 x 60 W E26 A15 INC

DRY | 4 x 5 W E26 A15 LED

Structure Finishes Acabados Estructura



Satin Nickel
Níquel Satinado

Finishes Acabados

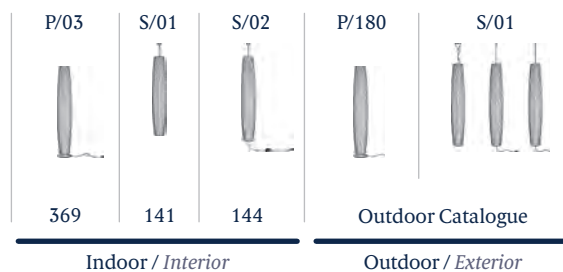


White Ribbon
Cinta Blanca



Cream Ribbon
Cinta Crema

Familia Family



page / página

Indoor / Interior

Outdoor / Exterior

Mediterrània

Design by
Alex Fernández Camps | 2019





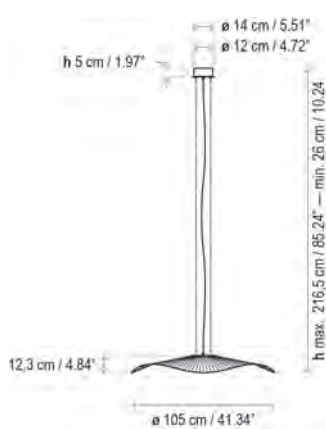
The Mediterrània lamp is an ode to the light, the Mediterranean breeze and smell. A soft wave of ribbon that pays homage to our Mediterranean light, so heterogeneous throughout the day; that light that always combines bright flashes with very warm beams, especially in the sunrise and sunset.

La lámpara Mediterrània es una oda a la luz, la brisa y el olor mediterràneos. Una suave ola de cinta que homenajea nuestra luz mediterrànea, tan heterogénea a lo largo del día; esa luz que siempre combina destellos brillantes con rayos muy cálidos, especialmente en los amaneceres y atardeceres.









Mediterrània S/105

IP-20 | TRIAC | 17,1 W LED / CRI: 90 / 2700 K
2064 lm light source / fuente de luz

Only for North America

Mediterrània S/105

DRY | TRIAC | 17,1 W LED / CRI: 90 / 2700 K
2064 lm light source

DRY | 0-10V | 17,1 W LED / CRI: 90 / 2700 K
2064 lm light source



Mediterrània S/105.2

IP-20 | TRIAC | 17,1 W LED / CRI: 90 / 2700 K
2064 lm light source / fuente de luz

Only for North America

Mediterrània S/105.2

DRY | TRIAC | 17,1 W LED / CRI: 90 / 2700 K
2064 lm light source

DRY | 0-10V | 17,1 W LED / CRI: 90 / 2700 K
2064 lm light source

Canopy Finishes Acabados Florón



Matte White
Blanco Mate

Finishes Acabados








White Ribbon
Cinta Blanca



Cream Ribbon
Cinta Crema

Familia Family

PF/105 	S/105 	S/105.2 	PF/105 	S/105 
281	147	147	Outdoor Catalogue	
Indoor / Interior			Outdoor / Exterior	

Mei

Design by
Joana Bover | 2004





Danone / Barcelona



*Heather Dubbeldam Architects
Custom product*

*Mei is a pendant family
composed of different shapes
and lines but with a common
denominator: the ribbon.
They are a great solution to
create pleasant environments
where a warm light is required.*

La colección Mei es una familia de lámparas de suspensión de distintas líneas y formatos, pero con un denominador común: la Cinta. Resultan una solución ideal para crear ambientes amables en los que se requiere una luz cálida.



WE WORK IN A CIRCULAR MANNER
WITH NEARBY LOCAL WORKSHOPS
WHO KNOW THE TRADES AND PREVENT
THE IMPACT OF TRANSPORT.

TRABAJAMOS DE FORMA CIRCULAR
Y CERCANA CON TALLERES DE PROXIMIDAD,
QUE CONOCEN LOS OFICIOS Y NO EVITAN
EL IMPACTO DEL TRANSPORTE.

JOANA BOVER



JUAN LINARES

Only for North America



h máx. 220 cm / 86.6" adjustable

Only for North America



h máx. 232 cm / 91.3" adjustable

Only for North America



h máx. 241 cm / 94.88" adjustable

Mei 38

IP-20 | 1 x MAX 15W LED A60 E-27

Only for North America

Mei 38

DRY | 1 x 60 W E26 A15 INC

DRY | 1 x 5 W E26 A15 LED

Mei 60

IP-20 | 1 x MAX 15W LED A60 E-27

Only for North America

Mei 60

DRY | 1 x 60 W E26 A15 INC

DRY | 1 x 5 W E26 A15 LED

Mei 90

IP-20 | 3 x MAX 15W LED A60 E-27

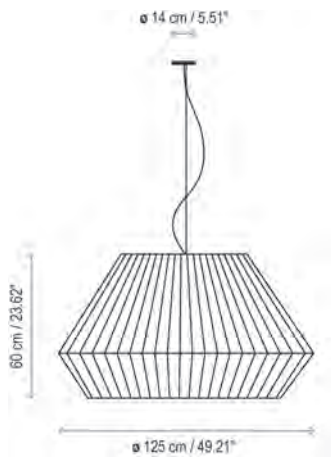
Only for North America

Mei 90

DRY | 3 x 100 W E26 A19 INC

DRY | 3 x 10 W E26 A19 LED

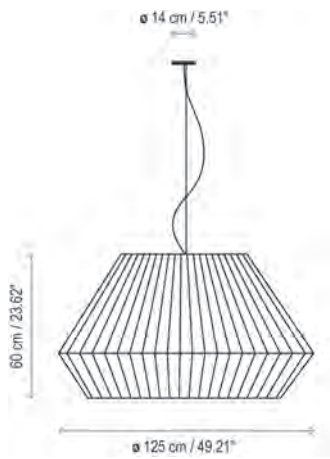
Only for North America



h máx. 2,5 mt / 98.43" regulable / adjustable

h máx. 2,5 mt / 98.43" regulable / adjustable

Only for North America



h máx. 2,5 mt / 98.43" regulable / adjustable

h máx. 2,5 mt / 98.43" regulable / adjustable

Mei 125

IP-20 | 5 x MAX 15W LED A60 E-27

Only for North America

Mei 125

DRY | 5 x 60 W E26 A19 INC

DRY | 5 x 10 W E26 A19 LED

Mei 150

IP-20 | 6 x MAX 15W LED A60 E-27

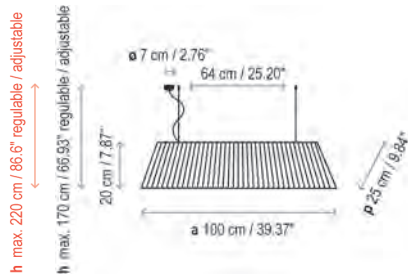
Only for North America

Mei 150

DRY | 6 x 100 W E26 A19 INC

DRY | 6 w x 10 W E26 A19 LED

Only for
North
America



Mei 100

IP-20 | 3 x MAX 9W LED P45 E-27 |

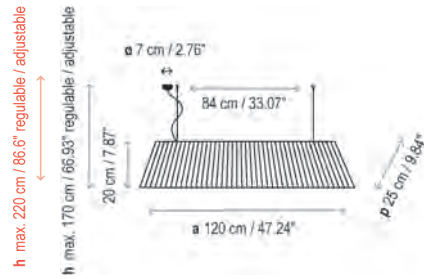
Only for North America

Mei 100

DRY | 3 x 60 W E26 A15 INC

DRY | 3 x 5 W E26 A15 LED

Only for
North
America



Mei 120

IP-20 | 5 x MAX 9W LED P45 E-27 |

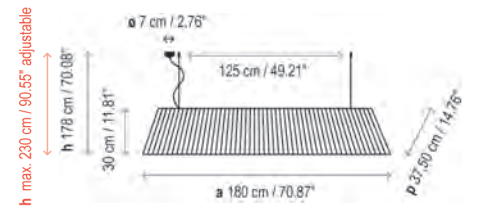
Only for North America

Mei 120

DRY | 5 x 60 W E26 A15 INC

DRY | 5 x 5 W E26 A15 LED

Only for
North
America



Mei 180

IP-20 | 6 x MAX 9W LED P45 E-27 |

Only for North America

Mei 120

DRY | 6 x 60 W E26 A15 INC

DRY | 6 x 5 W E26 A15 LED

Structure Finishes Acabados Estructura



Satin Nickel
Niquel Satinado

Finishes Acabados



White Ribbon
Cinta Blanca



Cream Ribbon
Cinta Crema



Cotton
Cotonet


Mod

Design by
Lázaro Rosa-Violán | 2019










Mod S/73/3L

IP-20 | TRIAC | 9 W LED / CRI: 90 / 2700 K
1035 lm light source / fuente de luz

Only for North America

Mod S/73/3L

DRY | TRIAC | 9 W LED / CRI: 90 / 2700 K
1035 lm light source




Mod S/73/6L

IP-20 | TRIAC | 18 W LED / CRI: 90 / 2700 K
2070 lm light source / fuente de luz

Only for North America

Mod S/73/6L

DRY | TRIAC | 18 W LED / CRI: 90 / 2700 K
2070 lm light source



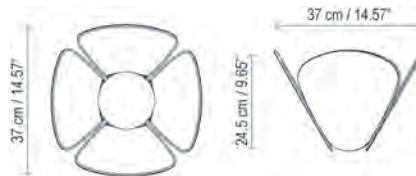
Mod S/73/9L


IP-20 | TRIAC | 27 W LED / CRI: 90 / 2700 K
3105 lm light source / fuente de luz

Only for North America

Mod S/73/9L


DRY | TRIAC | 27 W LED / CRI: 90 / 2700 K
3105 lm light source






Perforated Antique Brass Finish
Acabado metal perforado latón envejecido

Structure Finishes
Acabados Estructura




White Metal
Metal Blanco



Pearl Beige
Beige perlado

Finishes
Acabados



White Metal
Metal Blanco



Perforated White Metal
Metal Blanco Perforado



Perforated Antique Brass
Latón Envejecido Perforado

Familia
Family

PF/73/3L	PF/73/6L	PF/73/9L	S/73/3L	S/73/6L	S/73/9L
289	285	287	164	161	163

page / página

MOS

Design by
Joana Bover | 2008



Lamps in big format, warm light, big circular shape that fill the space and become high decorative elements with high light comfort.

Lámparas de gran formato, fuentes de luz cálida, grandes formas circulares que llenan el espacio y se convierten en elementos altamente decorativos que nos aportan una iluminación confortable.



The Forest Restaurant, Almaty (Kazajistán)
S&T Architects - Artem Trigubchak

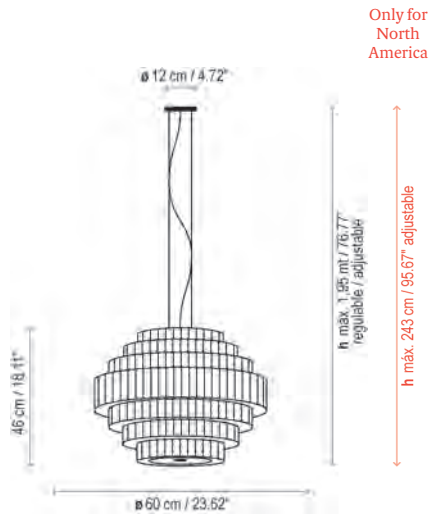


Jaleo Restaurant Disney Springs, Orlando FL (US)
Capella García Arquitectura - Think Food Group

Mos is a generous rhomboidal structure made of handmade ribbon shades. Its timelessness and great versatility allow it to be installed in all types of environments; both residential and commercial.

Mos es una generosa estructura romboidal compuesta por pantallas de cinta hechas a mano. Su intemporalidad y gran versatilidad permiten instalarla en todo tipo ambientes; tanto residenciales como contract.





Only for North America

Mos 01


IP-20 | 3 x MAX 15W LED A60 E-27

Only for North America

Mos 01

DRY | 3 x 60 W E26 A15 INC

DRY | 3 x 5 W E26 A15 LED



Only for North America

Mos 02

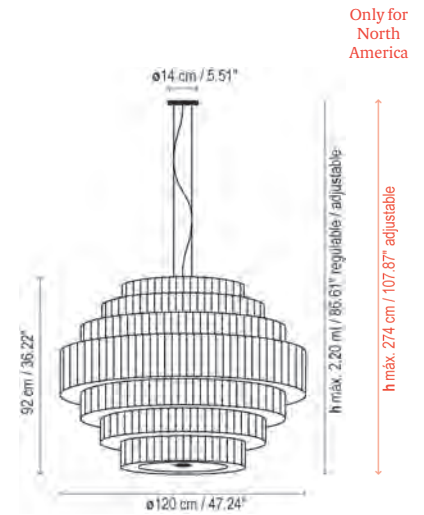
IP-20 | 5 x MAX 15W LED A60 E-27

Only for North America

Mos 02

DRY | 5 x 60 W E26 A15 INC

DRY | 5 x 5 W E26 A15 LED



Only for North America

Mos 03

IP-20 | 6 x MAX 15W LED A60 E-27

Only for North America

Mos 03

DRY | 6 x 60 W E26 A19 INC

DRY | 6 x 10 W E26 A19 LED

Structure Finishes Acabados Estructura



Satin Nickel
Niquel Satinado

Finishes Acabados



White Ribbon
Cinta Blanca



Cream Ribbon
Cinta Crema

Nans

Design by
Joana Bover | 2021



CHIP
STIR IN:
4 CUPS flour
2 Tbsp. BAKING SODA
1 Tsp. SALT
4 cups SEMI-SWEET
chocolate
chips
BAKE
350° F
15 min.





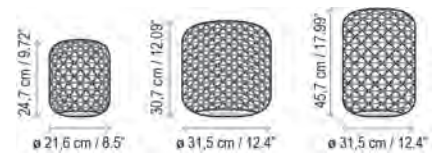
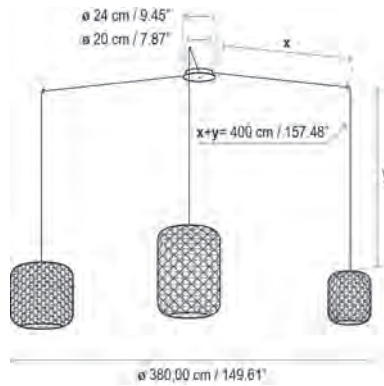


Nans is an extensive collection of luminaires that pay homage to a hidden and discreet place on the Costa Brava. With Nans we wanted to highlight the craftsmanship of the lampshades and to look for a different way of weaving by combining different colours and formats to create a true Mediterranean style.

Nans es una extensa colección de luminarias que rinden homenaje a un lugar escondido y discreto de la Costa Brava. Con las Nans, hemos querido poner de relieve el trabajo artesanal de sus pantallas, buscar un modo distinto de urdir la trama, combinarla con distintos colores y formatos dando vida a un estilo esencialmente mediterráneo.

Familia
Family

	S/3L	M/21/R
		
page / página	172	339
	Indoor / Interior	



Nans S/3L

IP 20 TRIAC 3 x 9,5 W LED / CRI: 90 / 2700K
3 x 1450 lm fuente de luz / light source

Only for North America

Nans S/3L


DRY TRIAC 0-10V 3 x 9,5 W LED / CRI: 90 / 2700 K
3 x 1450 lm light source

Canopy finishes Acabados florón




Graphite Brown
Marrón Grafito


Finishes only for Nans 31 shades Acabados sólo para pantallas Nans 31



Red
Roja




Brown
Marrón




Beige
Beige


Finishes Acabados



Red
Roja

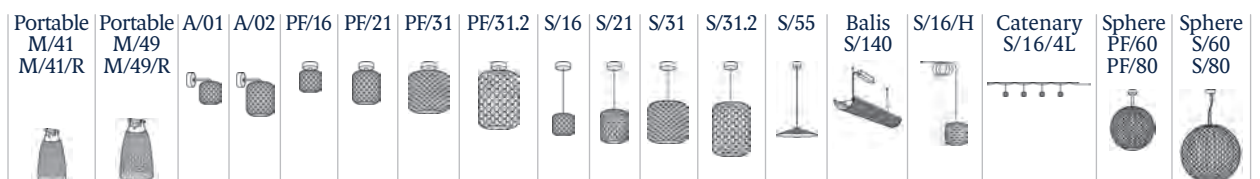


Brown
Marrón



Beige
Beige

Familia Family



Nón Lá

Design by
Jorge Pensi Design Studio | 2015



One of the most distinctive signs from Vietnam is the hat used by women in the countryside to protect themselves from the sun and the rain and as a basket to carry food. Nón Lá is the name used to describe this Vietnamese hat and it is also the name we selected for this lamp.

Uno de los distintivos más característicos del Vietnam son los sombreros que suelen utilizar las mujeres en los entornos rurales para protegerse del sol, la lluvia o como cesta para transportar frutas. Nón Lá es el nombre con el que se conoce este sombrero vietnamita y es el nombre que hemos decidido otorgarle a nuestra lámpara.

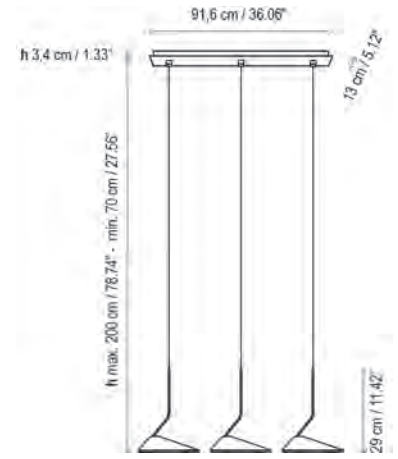


Not available for North American Market



Not available for North American Market





Nón Lá S

IP-20 | TRIAC | 10,5 W LED / CRI: 90 / 2700 K
1200 lm light source / fuente de luz

Nón Lá Set 3/Rectangular


IP-20 | TRIAC | 31,5 W LED / CRI: 90 / 2700 K
3600 lm light source / fuente de luz

Product not available for North American Market

Finishes Acabados



White Lacquer
Lacado Blanco



Chrome
Cromo



Satin copper
Cobre Brillante

Family Familia

A/01	A/03	A/04	S	Set 3 Rectangular	T	Not available for North American Market	S	Set 3 Rectangular
43	42	41	177	179	343			

page / página

Noren

Design by
Estudi Manel Molina | 2022





Noren take their name from the pieces of fabric that were traditionally used as curtains in Japanese homes to divide different areas, replacing walls, doors or windows.

Inspired by this Japanese tradition, Noren are decorative light structures with sound-absorbing panels which, when combined together, help to coordinate the space by integrating sound and light.

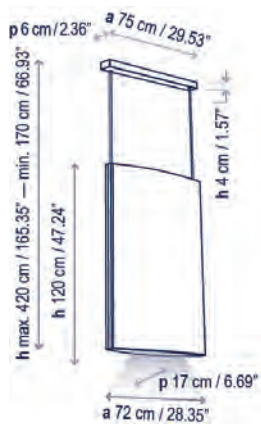
Las Noren toman su nombre de los trozos de tela que tradicionalmente se utilizaban en los hogares japoneses a modo de cortinas para diferenciar espacios substituyendo paredes, puertas o ventanas.

Inspiradas en esta tradición japonesa, las Noren son estructuras de luz decorativas con paneles fonoabsorbentes tapizados que, combinados entre sí, ayudan a articular el espacio cuidando del sonido y la luz.









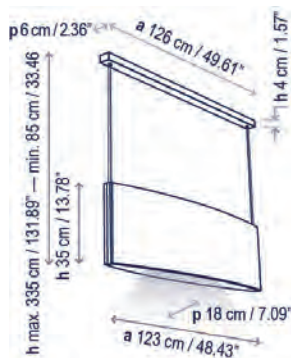
Noren S/72

IP 20 | DALI | 14,4 W LED / CRI: 95 / 3000 K
2160 lm light source / fuente de luz

Only for North America

Noren S/72

DRY | DALI | 14,4 W LED / CRI: 95 / 3000 K
2160 lm light source

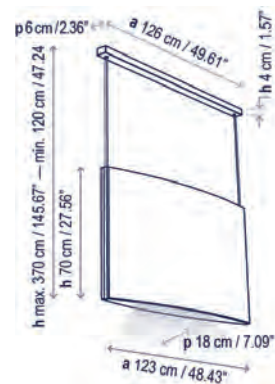


Noren S/123

IP 20 | DALI | 15,3 W LED / CRI: 95 / 3000 K
2295 lm light source / fuente de luz

Noren S/123

DRY | DALI | 15,3 W LED / CRI: 95 / 3000 K
2295 lm light source

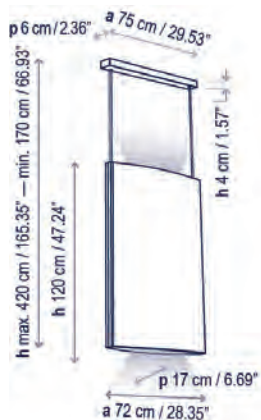


Noren S/123.2

IP 20 | DALI | 15,3 W LED / CRI: 95 / 3000 K
2295 lm light source / fuente de luz

Noren S/123.2

DRY | DALI | 15,3 W LED / CRI: 95 / 3000 K
2295 lm light source



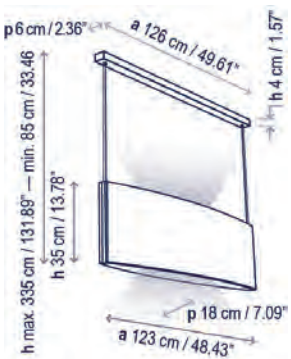
Noren S/72

IP 20 | DALI | 7 W LED / CRI: 95 / 3000 K
1040 lm light source / fuente de luz
14,4 W LED / CRI: 95 / 3000 K
2160 lm light source / fuente de luz

Only for North America

Noren S/72

DRY | DALI | 7 W LED / CRI: 95 / 3000 K
1040 lm light source
14,4 W LED / CRI: 95 / 3000 K
2160 lm light source

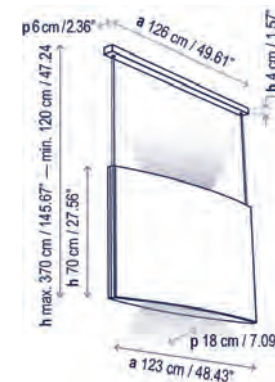


Noren S/123

IP 20 | DALI | 7 W LED / CRI: 95 / 3000 K
1040 lm light source / fuente de luz
15,3 W LED / CRI: 95 / 3000 K
2295 lm light source / fuente de luz

Noren S/123

DRY | DALI | 7 W LED / CRI: 95 / 3000 K
1040 lm light source
15,3 W LED / CRI: 95 / 3000 K
2295 lm light source




Noren S/123.2

IP 20 | DALI | 7 W LED / CRI: 95 / 3000 K
1040 lm light source / fuente de luz
15,3 W LED / CRI: 95 / 3000 K
2295 lm light source / fuente de luz


Noren S/123.2

DRY | DALI | 7 W LED / CRI: 95 / 3000 K
1040 lm light source
15,3 W LED / CRI: 95 / 3000 K
2295 lm light source


Finishes Acabados



Black-Terracota
Negro-Teja

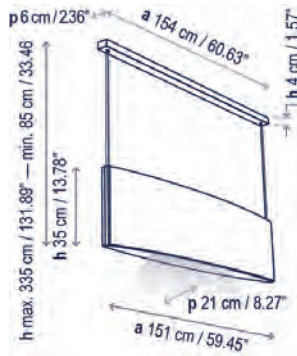


Black-Dark Grey
Negro-Gris oscuro



Black-Light Grey
Negro-Gris claro

Acoustic absorption class: aw A
Clase de absorcion acustica: aw A



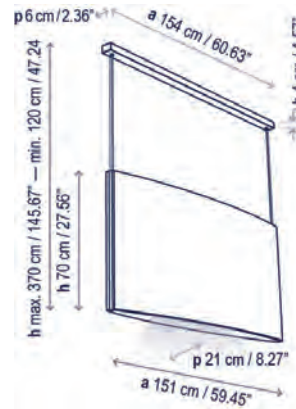
Noren S/151

IP 20 20,5 W LED / CRI: 95
3000 K / 3000 lm
lightsource/fuente de luz

Only for North America

Noren S/151

DRY 20,5 W LED / CRI: 95
3000 K / 3000 lm
light source

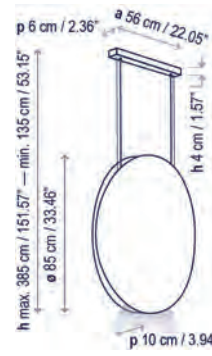


Noren S/151.2

IP 20 20,5 W LED / CRI: 95
3000 K / 3000 lm
lightsource/fuente de luz

Noren S/151.2

DRY 20,5 W LED / CRI: 95
3000 K / 3000 lm
light source

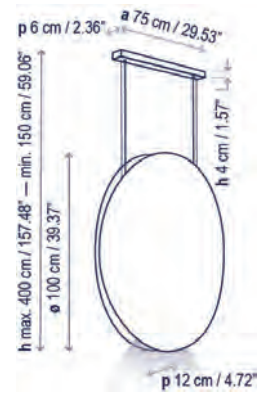


Noren S/85

IP 20 14,4 W LED / CRI: 95
3000 K / 2160 lm
light source/fuente de luz

Noren S/85

DRY 14,4 W LED / CRI: 95
3000 K / 2160 lm
light source

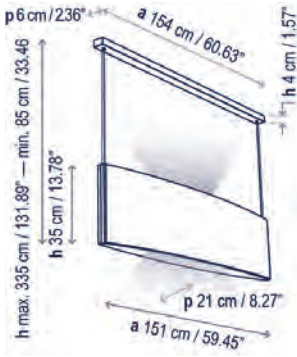


Noren S/100

IP 20 14,4 W LED / CRI: 95
3000 K / 2160 lm
lightsource/fuente de luz

Noren S/100

DRY 14,4 W LED / CRI: 95
3000 K / 2160 lm
light source



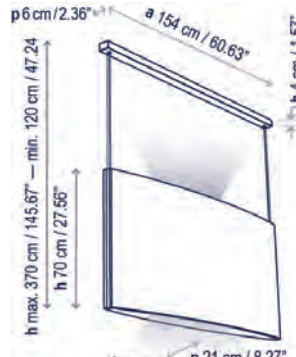
Noren S/151

IP 20 7 W LED / CRI: 95 / 3000 K
1040 lm light source/fuente de luz
 20,5 W LED / CRI: 95 / 3000 K
3000 lm light source/fuente de luz

Only for North America

Noren S/151

DRY 7 W LED / CRI: 95 / 3000 K
1040 lm light source
 20,5 W LED / CRI: 95 / 3000 K
3000 lm light source

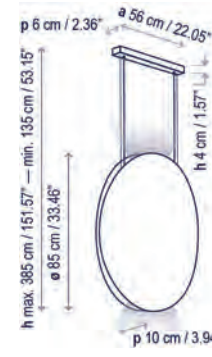


Noren S/151.2

IP 20 7 W LED / CRI: 95 / 3000 K
1040 lm light source/fuente de luz
 20,5 W LED / CRI: 95 / 3000 K
3000 lm light source/fuente de luz

Noren S/151.2

DRY 7 W LED / CRI: 95 / 3000 K
1040 lm light source
 20,5 W LED / CRI: 95 / 3000 K
3000 lm light source

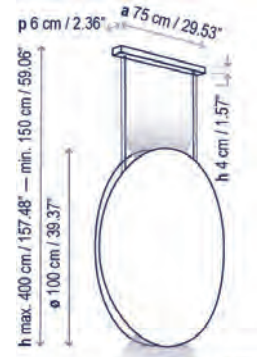


Noren S/85

IP 20 7 W LED / CRI: 95 / 3000 K
1040 lm light source/fuente de luz
 14,4 W LED / CRI: 95 / 3000 K
2160 lm light source/fuente de luz

Noren S/85

DRY 7 W LED / CRI: 95 / 3000 K
1040 lm light source
 14,4 W LED / CRI: 95 / 3000 K
2160 lm light source



Noren S/100

IP 20 7 W LED / CRI: 95 / 3000 K
1040 lm light source/fuente de luz
 14,4 W LED / CRI: 95 / 3000 K
2160 lm light source/fuente de luz

Noren S/100

DRY 7 W LED / CRI: 95 / 3000 K
1040 lm light source
 14,4 W LED / CRI: 95 / 3000 K
2160 lm light source

Family Familia



Nut

Design by
Estudi Manel Molina | 2021







Only for North America

Nut S/10 | Indoor

IP 20 TRIAC 6,3 W LED / CRI: 90 / 2700 K
950 lm fuente de luz / light source

Nut S/10 | Indoor

DRY TRIAC 6,3 W LED / CRI: 90 / 2700 K
950 lm light source

Finishes Acabados



Black
Negro



White
Blanco



Light grey
Gris claro



Terracotta
Teja

Familia Family

S/10	A/01	PF/10	B/60	B/90	B/90/2L
192	47	291	Outdoor Catalogue		

page / página

Indoor
Interior

Outdoor / Exterior

Platet

Design by
Christophe Mathieu | 2020

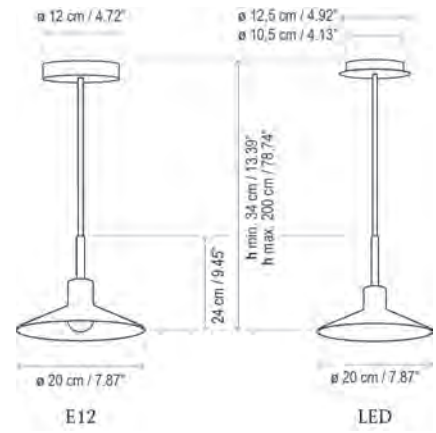
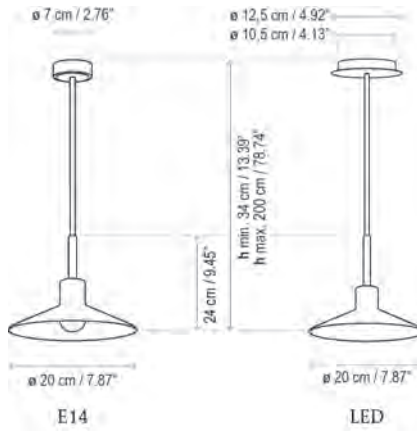












Platet is a luminaire that recovers the idea and structure of the classic industrial-looking wall lamps, giving it a new concept, to adapt it to current times and needs in terms of technology and design.

Platet es una luminaria que recupera la idea y estructura de las clásicas lámparas de pared de aspecto industrial, dándole un nuevo concepto, para adaptarla a los tiempos y necesidades actuales en cuanto a tecnología y diseño.






Platet S/20

- IP20 |  1 x MAX 9W E-14
LED P45 / light source | 
- IP20 |   4,2 W LED / CRI: 90 / 2700 K
504 lm fuente de luz / light source
- IP20 |   4,2 W LED / CRI: 90 / 2700 K
504 lm fuente de luz / light source


Only for North America

Platet S/20

- DRY |  1 x 5W E-12
LED A15
- DRY |   4,2 W LED / CRI: 90 / 2700 K
504 lm light source



*Skybell profile
*Perfil Skybell



Recessed / Empotrable

Bover Skybell System or 48VDC Track
Bover Sistema Skybell o Carril 48VDC

Platet S/20

IP20 | TRIAC | 4,2 W LED / CRI: 90 / 2700 K
504 lm fuente de luz / light source

IP20 | 0-10V | 4,2 W LED / CRI: 90 / 2700 K
504 lm fuente de luz / light source

Product not available for North American market.

Platet S/20

IP20 | 3,2 W LED / CRI: 90 / 2700K
250 lm light source / fuente de luz

Only for North America

Platet S/20

DRY | 3,2 W LED / CRI: 90 / 2700K
250 lm light source

Structure Finishes Acabados Estructura



Ebony Black
Negro ébano

Finishes Acabados



Antique Brass
Patiné



Terracota
Teja



Olive grey
Gris Oliva



Light grey
Gris claro

Family Familia

page / página

A/02	A/05	A/06	S/20	Skybell System Sistema Skybell	A/01
52	58	54	195	199	Outdoor Catalogue
Indoor / Interior					Outdoor Exterior

Roda

Design by
Joana Bover | 2022









Structure Finishes
Acabados Estructura



Graphite Brown
Marrón Grafito

Finishes
Acabados



White Ribbon
Cinta Blanca



Cream Ribbon
Cinta Crema

Family
Familia

	S/120	S/150	S/200	S/120/V	S/150/V	S/200/V	PF/120	PF/150	PF/200
page / página	202	202	202	201	201	204	61/299	61/299	61/299



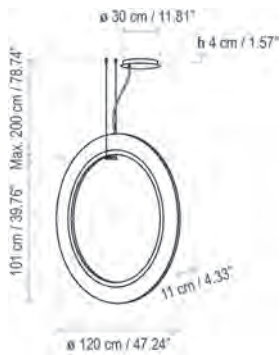
Roda S/120

IP-20 50,8 W LED / CRI: 90 / 2700 K
6600 lm fuente de luz / light source

Only for North America

Roda S/120

DRY 50,8 W LED / CRI: 90 / 2700 K
6600 lm light source



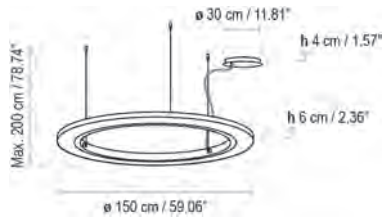
Roda S/120/V

IP-20 50,8 W LED / CRI: 90 / 2700 K
6600 lm fuente de luz / light source

Only for North America

Roda S/120

DRY 50,8 W LED / CRI: 90 / 2700 K
6600 lm light source



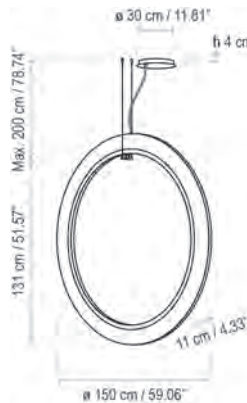
Roda S/150

IP-20 65,5 W LED / CRI: 90 / 2700 K
8500 lm fuente de luz / light source

Only for North America

Roda S/150

DRY 65,5 W LED / CRI: 90 / 2700 K
8500 lm light source



Roda S/150/V

IP-20 65,5 W LED / CRI: 90 / 2700 K
8500 lm fuente de luz / light source

Only for North America

Roda S/150

DRY 65,5 W LED / CRI: 90 / 2700 K
8500 lm light source



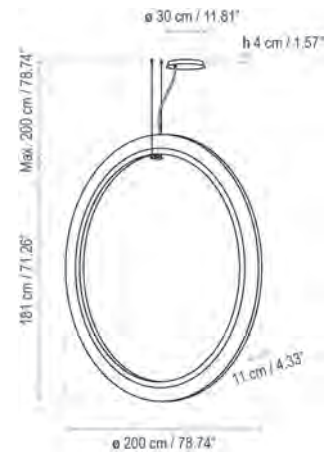
Roda S/200

IP-20 85,7 W LED / CRI: 90 / 2700 K
11100 lm fuente de luz / light source

Only for North America

Roda S/200

DRY 85,7 W LED / CRI: 90 / 2700 K
11100 lm light source



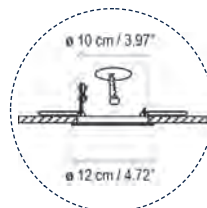
Roda S/200/V

IP-20 85,7 W LED / CRI: 90 / 2700 K
11100 lm fuente de luz / light source

Only for North America

Roda S/200

DRY 85,7 W LED / CRI: 90 / 2700 K
11100 lm light source



This canopy is only for the remote device option
Este florón se utiliza en la opción con equipo remoto

Skybell

Design by
Estudi Manel Molina | 2019



Skybell Configurator















Skybell is an extensive system of light structures, designed to adapt to any type of application. Their main characteristic is the image they give off, they are subtle and cheerful. They breathe a point of fantasy and freedom in their applications because they can be combined in variations, mixing their 4 sizes, until they achieve a more personal and dynamic lamp concept or they can keep all the 'bells' in the same length, achieving a more traditional image.

Las Skybell son un amplio sistema de estructuras de luz, pensadas para adaptarse a cualquier tipo de aplicación. Su principal característica es la imagen que desprenden, son sutiles y alegres. Respiran un punto de fantasía y de libertad en sus aplicaciones porque pueden combinarse entre ellas, mezclando sus 4 tamaños, hasta conseguir un concepto de lámpara más personal y dinámica o pueden mantener todas las Campanitas a una misma longitud consiguiendo una imagen más tradicional.













Custom product







Skybell Catenary – Instalación en pared
Skybell Catenary – Wall installation



Skybell Catenary - Instalación en techo
Skybell Catenary - Ceiling installation



Skybell Catenary – Instalación en techo o pared
Skybell Catenary – Wall and ceiling installation

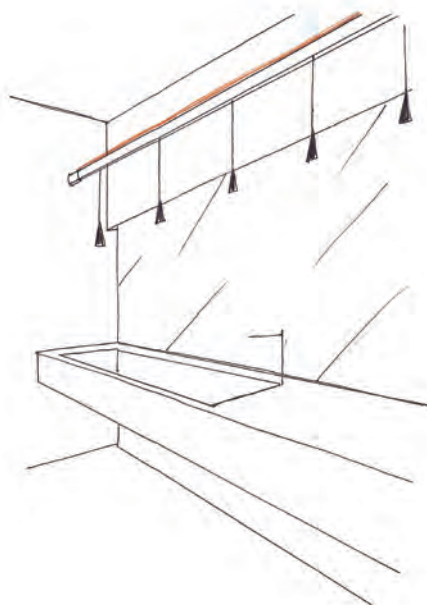
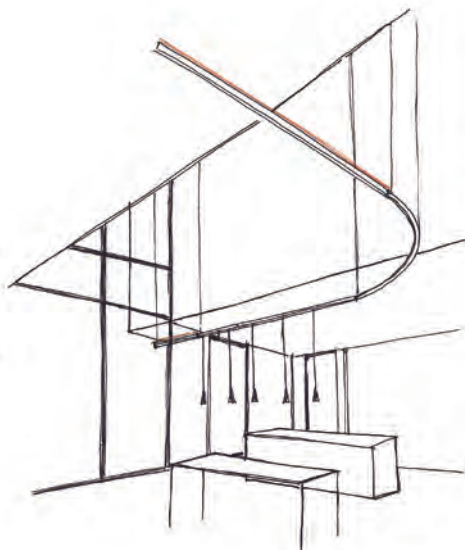


Skybell Linear - Instalación en techo
Skybell Linear – Ceiling Installation





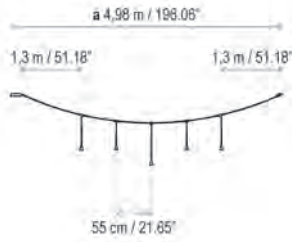


Skybell Linear



Skybell Catenary





Luces / Lights
 1 x 65 cm / 25.59"
 2 x 55 cm / 21.65"
 2 x 45 cm / 17.72"

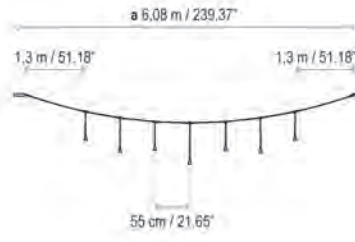
Skybell Catenary S/5L/10

IP 20 | 0/1-10V / DALI / PUSH | 16 W LED / CRI: 90 / 2700 K
 1860 lm light source / fuente de luz

Only for North America

Skybell Catenary S/5L/10

DRY | 0/1-10V / PUSH | 16 W LED / CRI: 90 / 2700 K
 1860 lm light source



Luces / Lights
 1 x 65 cm / 25.59"
 2 x 55 cm / 21.65"
 4 x 45 cm / 17.72"

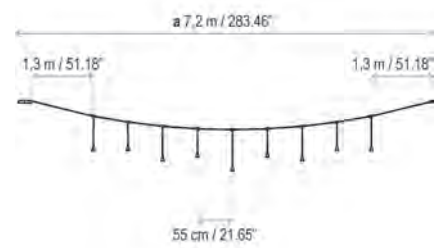
Skybell Catenary S/7L/10

IP 20 | 0/1-10V / DALI / PUSH | 22,4 W LED / CRI: 90 / 2700 K
 2604 lm light source / fuente de luz

Only for North America

Skybell Catenary S/7L/10

DRY | 0/1-10V / PUSH | 22,4 W LED / CRI: 90 / 2700 K
 2604 lm light source



Luces / Lights
 1 x 65 cm / 25.59"
 4 x 55 cm / 21.65"
 4 x 45 cm / 17.72"

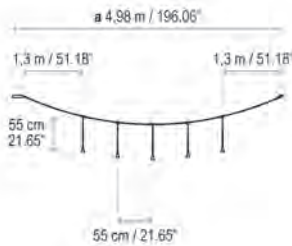
Skybell Catenary S/9L/10

IP 20 | 0/1-10V / DALI / PUSH | 28,8 W LED / CRI: 90 / 2700 K
 3348 lm light source / fuente de luz

Only for North America

Skybell Catenary S/9L/10

DRY | 0/1-10V / PUSH | 28,8 W LED / CRI: 90 / 2700 K
 3348 lm light source



Luces / Lights
 5 x 55 cm / 21.65"

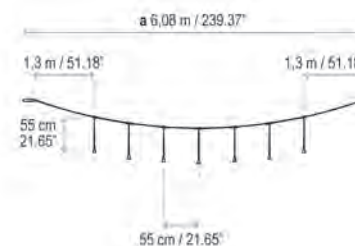
Skybell Catenary S/5L/11

IP 20 | 0/1-10V / DALI / PUSH | 16 W LED / CRI: 90 / 2700 K
 1860 lm light source / fuente de luz

Only for North America

Skybell Catenary S/5L/11

DRY | 0/1-10V / PUSH | 16 W LED / CRI: 90 / 2700 K
 1860 lm light source



Luces / Lights
 7 x 55 cm / 21.65"

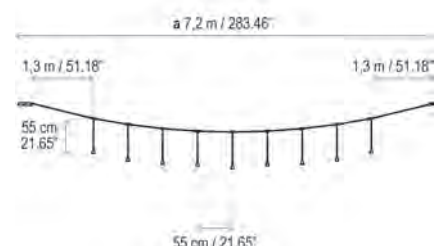
Skybell Catenary S/7L/11

IP 20 | 0/1-10V / DALI / PUSH | 22,4 W LED / CRI: 90 / 2700 K
 2604 lm light source / fuente de luz

Only for North America

Skybell Catenary S/7L/11

DRY | 0/1-10V / PUSH | 22,4 W LED / CRI: 90 / 2700 K
 2604 lm light source



Luces / Lights
 9 x 55 cm / 21.65"

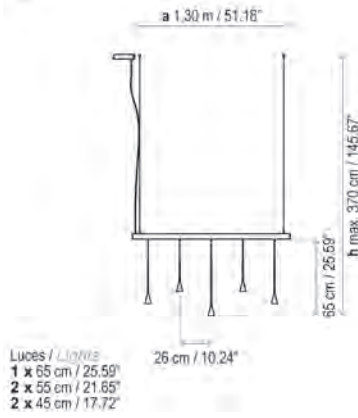
Skybell Catenary S/9L/11

IP 20 | 0/1-10V / DALI / PUSH | 28,8 W LED / CRI: 90 / 2700 K
 3348 lm light source / fuente de luz

Only for North America

Skybell Catenary S/9L/11

DRY | 0/1-10V / PUSH | 28,8 W LED / CRI: 90 / 2700 K
 3348 lm light source



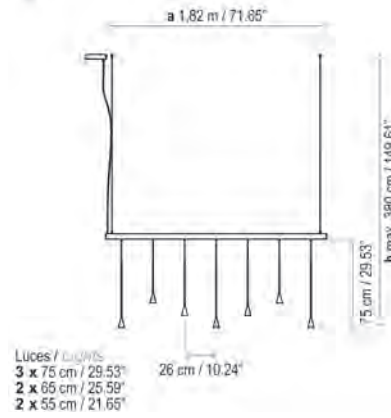
Skybell Linear S/5L/20

IP 20 | 0/1-10V / DALI / PUSH | 16 W LED / CRI: 90 / 2700 K
1860 lm light source / fuente de luz

Only for North America

Skybell Linear S/5L/20

DRY | 0/1-10V / PUSH | 16 W LED / CRI: 90 / 2700 K
1860 lm light source



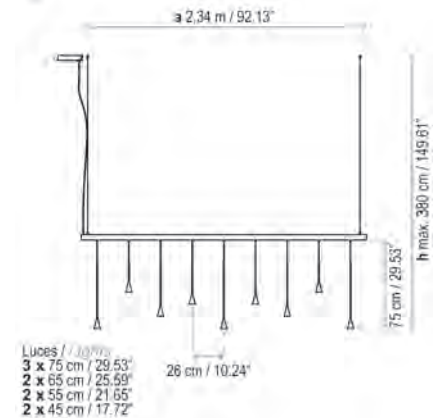
Skybell Linear S/7L/20

IP 20 | 0/1-10V / DALI / PUSH | 22,4 W LED / CRI: 90 / 2700 K
2604 lm light source / fuente de luz

Only for North America

Skybell Linear S/7L/20

DRY | 0/1-10V / PUSH | 22,4 W LED / CRI: 90 / 2700 K
2604 lm light source



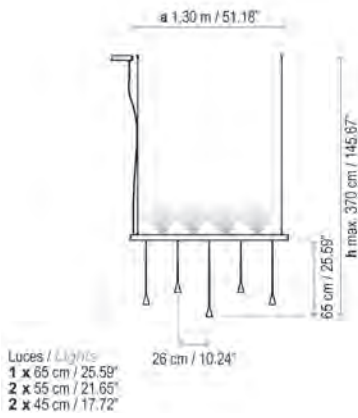
Skybell Linear S/9L/20

IP 20 | 0/1-10V / DALI / PUSH | 28,8 W LED / CRI: 90 / 2700 K
3348 lm light source / fuente de luz

Only for North America

Skybell Linear S/9L/20

DRY | 0/1-10V / PUSH | 28,8 W LED / CRI: 90 / 2700 K
3348 lm light source



Skybell Linear S/5L/22

IP 20 | 0/1-10V / DALI / PUSH | 13,4 W LED / CRI: 90 / 2700K
1440 lm fuente luz superior
upper light source

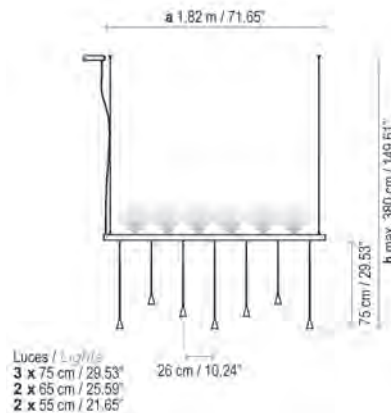
16 W LED / CRI: 90 / 2700K
1860 lm fuente luz inferior
lower light source

Only for North America

Skybell Linear S/5L/22

DRY | 0/1-10V / PUSH | 13,4 W LED / CRI: 90 / 2700K
1440 lm fuente luz superior
upper light source

16 W LED / CRI: 90 / 2700K
1860 lm fuente luz inferior
lower light source



Skybell Linear S/7L/22

IP 20 | 0/1-10V / DALI / PUSH | 20 W LED / CRI: 90 / 2700K
2160 lm fuente luz superior
upper light source

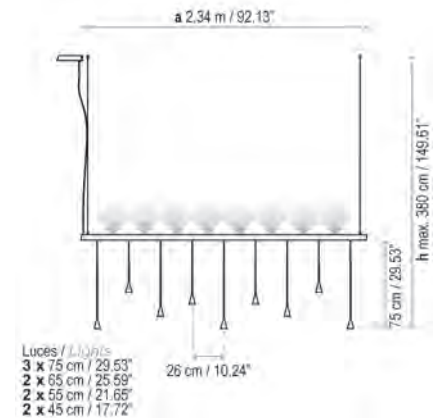
22,4 W LED / CRI: 90 / 2700K
2604 lm fuente luz inferior
lower light source

Only for North America

Skybell Linear S/5L/22

DRY | 0/1-10V / PUSH | 20 W LED / CRI: 90 / 2700K
2160 lm fuente luz superior
upper light source

22,4 W LED / CRI: 90 / 2700K
2604 lm fuente luz inferior
lower light source



Skybell Linear S/9L/22

IP 20 | 0/1-10V / DALI / PUSH | 26,7 W LED / CRI: 90 / 2700K
2880 lm fuente luz superior
upper light source

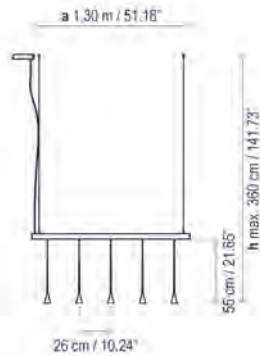
28,8 W LED / CRI: 90 / 2700K
3348 lm fuente luz inferior
lower light source

Only for North America

Skybell Linear S/5L/22

DRY | 0/1-10V / PUSH | 26,7 W LED / CRI: 90 / 2700K
2880 lm fuente luz superior
upper light source

28,8 W LED / CRI: 90 / 2700K
3348 lm fuente luz inferior
lower light source



Luces / Lights
5 x 55 cm / 21.65"

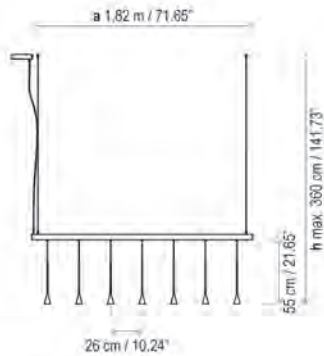
Skybell Linear S/5L/21

IP 20 | 0/1-10V / DALI / PUSH | 16 W LED / CRI: 90 / 2700 K
1860 lm light source / fuente de luz

Only for North America

Skybell Linear S/5L/21

DRY | 0/1-10V / PUSH | 16 W LED / CRI: 90 / 2700 K
1860 lm light source



Luces / Lights
7 x 55 cm / 21.65"

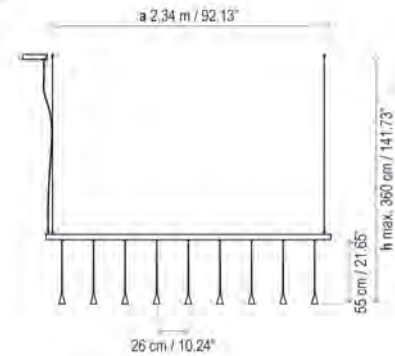
Skybell Linear S/7L/21

IP 20 | 0/1-10V / DALI / PUSH | 22,4 W LED / CRI: 90 / 2700 K
2604 lm light source / fuente de luz

Only for North America

Skybell Linear S/7L/21

DRY | 0/1-10V / PUSH | 22,4 W LED / CRI: 90 / 2700 K
2604 lm light source



Luces / Lights
9 x 55 cm / 21.65"

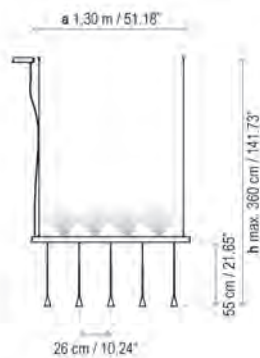
Skybell Linear S/9L/21

IP 20 | 0/1-10V / DALI / PUSH | 28,8 W LED / CRI: 90 / 2700 K
3348 lm light source / fuente de luz

Only for North America

Skybell Linear S/9L/21

DRY | 0/1-10V / PUSH | 28,8 W LED / CRI: 90 / 2700 K
3348 lm light source



Luces / Lights
5 x 55 cm / 21.65"

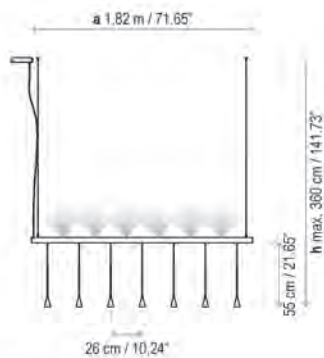
Skybell Linear S/5L/23

IP 20 | 0/1-10V / DALI / PUSH | 13,4 W LED / CRI: 90 / 2700K
1440 lm fuente luz superior
upper light source
16 W LED / CRI: 90 / 2700K
1860 lm fuente luz inferior
lower light source

Only for North America

Skybell Linear S/5L/23

DRY | 0/1-10V / PUSH | 13,4 W LED / CRI: 90 / 2700K
1440 lm fuente luz superior
upper light source
16 W LED / CRI: 90 / 2700K
1860 lm fuente luz inferior
lower light source



Luces / Lights
7 x 55 cm / 21.65"

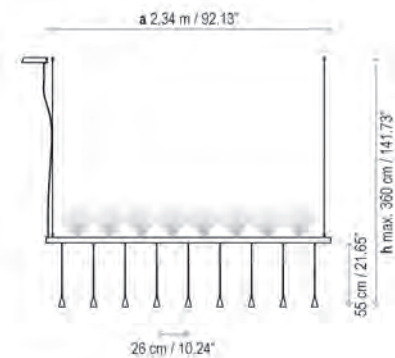
Skybell Linear S/7L/23

IP 20 | 0/1-10V / DALI / PUSH | 20 W LED / CRI: 90 / 2700K
2160 lm fuente luz superior
upper light source
22,4 W LED / CRI: 90 / 2700K
2604 lm fuente luz inferior
lower light source

Only for North America

Skybell Linear S/7L/23

DRY | 0/1-10V / PUSH | 20 W LED / CRI: 90 / 2700K
2160 lm fuente luz superior
upper light source
22,4 W LED / CRI: 90 / 2700K
2604 lm fuente luz inferior
lower light source



Luces / Lights
9 x 55 cm / 21.65"

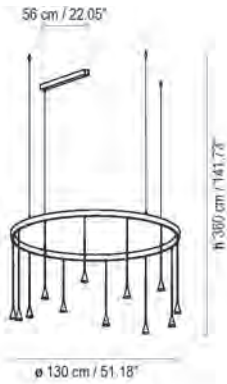
Skybell Linear S/9L/23

IP 20 | 0/1-10V / DALI / PUSH | 26,7 W LED / CRI: 90 / 2700K
2880 lm fuente luz superior
upper light source
28,8 W LED / CRI: 90 / 2700K
3348 lm fuente luz inferior
lower light source

Only for North America

Skybell Linear S/9L/23

DRY | 0/1-10V / PUSH | 26,7 W LED / CRI: 90 / 2700K
2880 lm fuente luz superior
upper light source
28,8 W LED / CRI: 90 / 2700K
3348 lm fuente luz inferior
lower light source



Luces / Lights
 3 x 65 cm / 25.59"
 6 x 55 cm / 21.65"
 3 x 45 cm / 17.72"

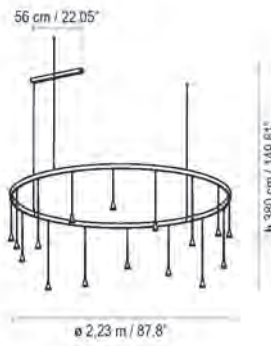
Skybell Circle S/12L/40

IP 20 | 0/1-10V / DALI / PUSH | 38,4 W LED / CRI: 90 / 2700 K
 4464 lm light source / fuente de luz

Only for North America

Skybell Circle S/12L/40

DRY | 0/1-10V / PUSH | 38,4 W LED / CRI: 90 / 2700 K
 4464 lm light source



Luces / Lights
 4 x 65 cm / 25.59"
 8 x 55 cm / 21.65"
 4 x 45 cm / 17.72"

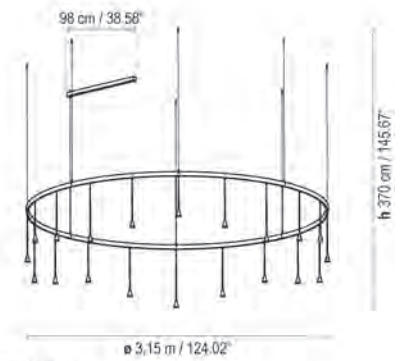
Skybell Circle S/16L/40

IP 20 | 0/1-10V / DALI / PUSH | 51,2 W LED / CRI: 90 / 2700 K
 5952 lm light source / fuente de luz

Only for North America

Skybell Circle S/16L/40

DRY | 0/1-10V / PUSH | 51,2 W LED / CRI: 90 / 2700 K
 5952 lm light source



Luces / Lights
 5 x 65 cm / 25.59"
 10 x 55 cm / 21.65"
 5 x 45 cm / 17.72"

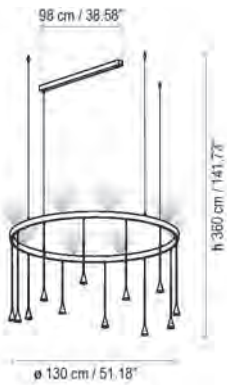
Skybell Circle S/20L/40

IP 20 | 0/1-10V / DALI / PUSH | 64 W LED / CRI: 90 / 2700 K
 7440 lm light source / fuente de luz

Only for North America

Skybell Circle S/20L/40

DRY | 0/1-10V / PUSH | 64 W LED / CRI: 90 / 2700 K
 7440 lm light source



Luces / Lights
 3 x 65 cm / 25.59"
 6 x 55 cm / 21.65"
 3 x 45 cm / 17.72"

Skybell Circle S/12L/42

IP 20 | 0/1-10V / DALI / PUSH | 26,7 W LED / CRI: 90 / 2700K
 2880 lm fuente luz superior
 upper light source
 38,4 W LED / CRI: 90 / 2700K
 4464 lm fuente luz inferior
 lower light source

Only for North America

Skybell Circle S/12L/42

DRY | 0/1-10V / PUSH | 26,7 W LED / CRI: 90 / 2700K
 2880 lm fuente luz superior
 upper light source
 38,4 W LED / CRI: 90 / 2700K
 4464 lm fuente luz inferior
 lower light source



Luces / Lights
 4 x 65 cm / 25.59"
 8 x 55 cm / 21.65"
 4 x 45 cm / 17.72"

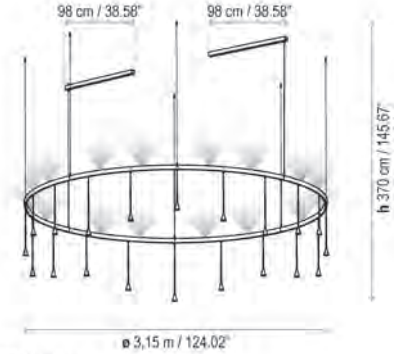
Skybell Circle S/16L/42

IP 20 | 0/1-10V / DALI / PUSH | 40,1 W LED / CRI: 90 / 2700K
 4320 lm fuente luz superior
 upper light source
 51,2 W LED / CRI: 90 / 2700K
 5952 lm fuente luz inferior
 lower light source

Only for North America

Skybell Circle S/16L/42

DRY | 0/1-10V / PUSH | 40,1 W LED / CRI: 90 / 2700K
 4320 lm fuente luz superior
 upper light source
 51,2 W LED / CRI: 90 / 2700K
 5952 lm fuente luz inferior
 lower light source



Luces / Lights
 5 x 65 cm / 25.59"
 10 x 55 cm / 21.65"
 5 x 45 cm / 17.72"

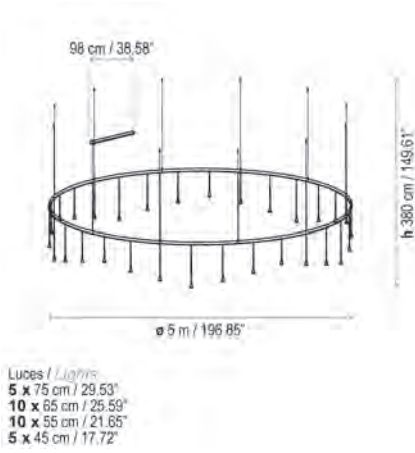
Skybell Circle S/20L/42

IP 20 | 0/1-10V / DALI / PUSH | 53,4 W LED / CRI: 90 / 2700K
 5760 lm fuente luz superior
 upper light source
 64 W LED / CRI: 90 / 2700K
 7440 lm fuente luz inferior
 lower light source

Only for North America

Skybell Circle S/20L/42

DRY | 0/1-10V / PUSH | 53,4 W LED / CRI: 90 / 2700K
 5760 lm fuente luz superior
 upper light source
 64 W LED / CRI: 90 / 2700K
 7440 lm fuente luz inferior
 lower light source



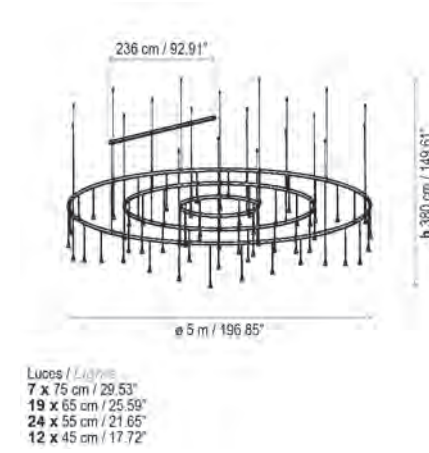
Skybell Circle S/30L/40

IP 20 | 0/1-10V / DALI / PUSH | 96 W LED / CRI: 90 / 2700 K
 11160 lm light source / fuente de luz

Only for North America

Skybell Circle S/12L/40

DRY | 0/1-10V / PUSH | 96 W LED / CRI: 90 / 2700 K
 11160 lm light source



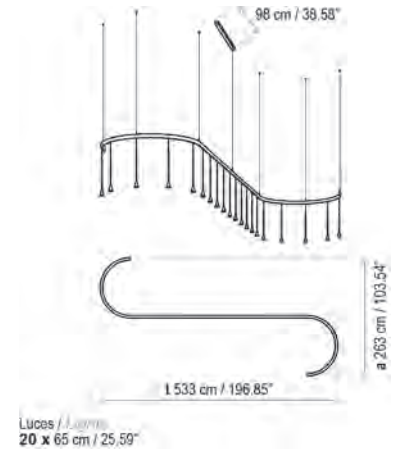
Skybell Circle S/62L/40

IP 20 | 0/1-10V / DALI / PUSH | 198,4 W LED / CRI: 90 / 2700 K
 23064 lm light source / fuente de luz

Only for North America

Skybell Circle S/16L/40

DRY | 0/1-10V / PUSH | 198,4 W LED / CRI: 90 / 2700 K
 23064 lm light source



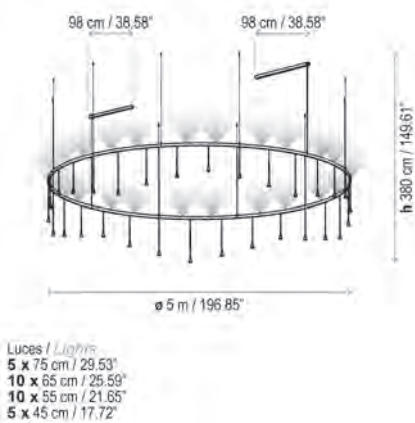
Skybell Modular S/20L/40

IP 20 | 0/1-10V / DALI / PUSH | 64 W LED / CRI: 90 / 2700 K
 7440 lm light source / fuente de luz

Only for North America

Skybell Modular S/20L/40

DRY | 0/1-10V / PUSH | 64 W LED / CRI: 90 / 2700 K
 7440 lm light source



Skybell Circle S/30L/42

IP 20 | 0/1-10V / DALI / PUSH | 80,2 W LED / CRI: 90 / 2700 K
 8640 lm fuente luz superior
 upper light source

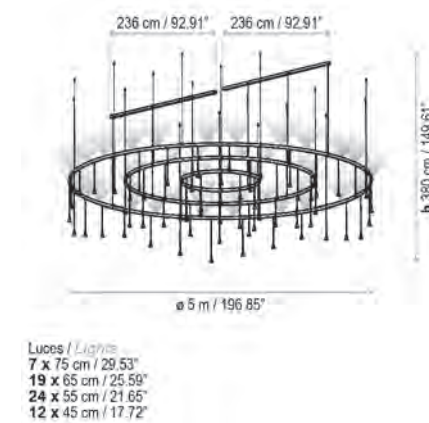
96 W LED / CRI: 90 / 2700 K
 11160 lm fuente luz inferior
 lower light source

Only for North America

Skybell Circle S/12L/42

DRY | 0/1-10V / PUSH | 26,7 W LED / CRI: 90 / 2700 K
 2880 lm fuente luz superior
 upper light source

28,8 W LED / CRI: 90 / 2700 K
 3348 lm fuente luz inferior
 lower light source



Skybell Circle S/62L/42

IP 20 | 0/1-10V / DALI / PUSH | 160,3 W LED / CRI: 90 / 2700 K
 17280 lm fuente luz superior
 upper light source

198,4 W LED / CRI: 90 / 2700 K
 23064 lm fuente luz inferior
 lower light source

Only for North America

Skybell Circle S/16L/42

DRY | 0/1-10V / PUSH | 40,1 W LED / CRI: 90 / 2700 K
 4320 lm fuente luz superior
 upper light source

51,2 W LED / CRI: 90 / 2700 K
 5952 lm fuente luz inferior
 lower light source



Finishes
Acabados



Ebony Black
Negro ébano

Skybell Catenary

Familia
Family

	S/5L/10	S/5L/11	S/7L/10	S/7L/11	S/9L/10	S/9L/11
page / página	226	226	226	226	216	226

Skybell Linear

Familia
Family

	S/5L/20 S/5L/22	S/7L/20 S/7L/22	S/9L/20 S/9L/22	S/5L/21 S/5L/23	S/7L/21 S/7L/23	S/9L/21 S/9L/23
page / página	217	215	227	228	228	228

Skybell Circle

Familia
Family

	S/12L/40 S/12L/42	S/16L/40 S/16L/42	S/20L/40 S/20L/42	S/30L/40 S/30L/42	S/62L/40 S/62L/42
page / página	208	229	210	230	207

Skybell Plus

Design by
Estudi Manel Molina | 2019









*Quedarse con lo esencial,
resumen breve y fundamental.
Reducción a lo indispensable.
Así se podría definir esta
lámpara. Un ejercicio de diseño
sintético y preciso, dónde la
función determina la forma con
un resultado elegante y discreto.*

**Maintain the essential, short
synthesis and fundamental.
Reduction to the essential. This
is how it could be defined this
lamp. An example of synthetic
and accurate design, where
the function defines the shape
with an elegant and discreet
result.**



Empotrable*
Recessed*

Only for North America

Carril 48VDC / 48VDC Track

Skybell Plus S/1L

Skybell Plus S/1L

Skybell Plus S/1L

IP20 | TRIAC | 4.2 W LED / CRI: 93 / 2700 K
500 lm light source/fuente de luz

DRY | TRIAC | 4.2 W LED / CRI: 93 / 2700 K
500 lm light source

IP20 | 6 W LED / CRI: 90 / 2700 K
750 lm light source/fuente de luz

IP20 | 0-10V | 4.2 W LED / CRI: 93 / 2700 K
500 lm light source/fuente de luz

DRY | 0-10V | 4.2 W LED / CRI: 93 / 2700 K
500 lm light source

IP20 | 0-10V | 6 W LED / CRI: 90 / 2700 K
750 lm light source/fuente de luz

Recessed / Empotrable

IP20 | TRIAC | 4.2 W LED / CRI: 93 / 2700 K
500 lm light source/fuente de luz

IP20 | 0-10V | 4.2 W LED / CRI: 93 / 2700 K
500 lm light source/fuente de luz

IP20 | DALI | 4.2 W LED / CRI: 93 / 2700 K
500 lm light source/fuente de luz

IP20 | DALI | 6 W LED / CRI: 90 / 2700 K
750 lm light source/fuente de luz

Product not available for North American Market

Finishes Acabados



Ebony Black
Negro ébano

Family Familia

A/01



S/1L



S/1L
Track/Carril



page / página

65

233

220

Slend

Design by
Christophe Mathieu | 2014

INTERIOR
DESIGN
**BEST
OF
YEAR HONOREE
2014**





Somni Restaurant, L.A
Design: Juli Capella, Miquel Garcia - Capella Garcia Arquitectura
Client: Think Food Group - José Andrés / Chef Aitor Zabala
Photographs: Jill Paider



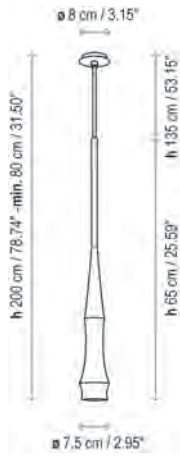


House X, Singapore
Photographer - BetonBrut

Slend dresses the space with different slender and subtle forms which allow us to make a great variety of combinations. Its direct light with a 100° opening makes Slend an excellent choice for spaces and objects that we want to highlight (restaurant tables, shop counters, stairwells, etc.)

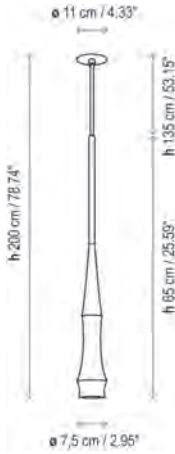
Slend viste el espacio con distintas formas esbeltas y sutiles, que nos permitan realizar gran variedad de combinaciones. La luz directa con una apertura de 100° hace de Slend una elección excelente para espacios y objetos que queremos resaltar (mesas de restaurante, mostradores de tiendas, huecos de escalera, etc.)





Slend 01

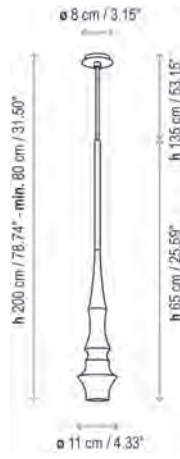
IP-20 | 1 x MAX 8W LED GU10 LED



Only for North America

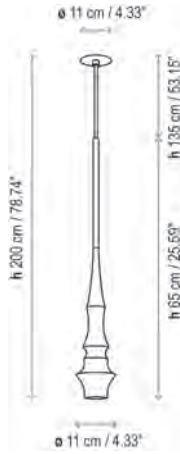
Slend 01

DRY | 1 x 5 W GU10 MR16 LED



Slend 02

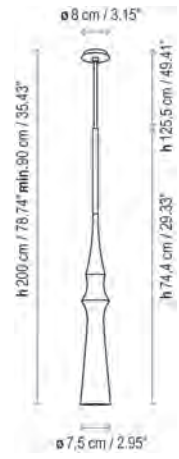
IP-20 | 1 x MAX 8W LED GU10 LED



Only for North America

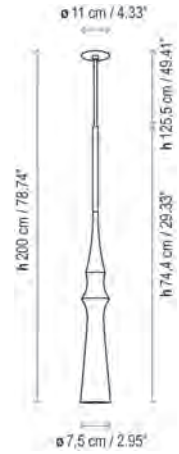
Slend 02

DRY | 1 x 5 W GU10 MR16 LED



Slend 03

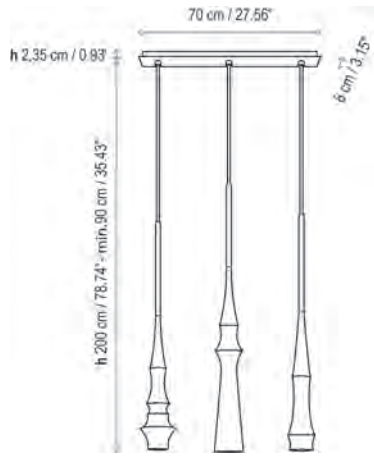
IP-20 | 1 x MAX 8W LED GU10 LED



Only for North America

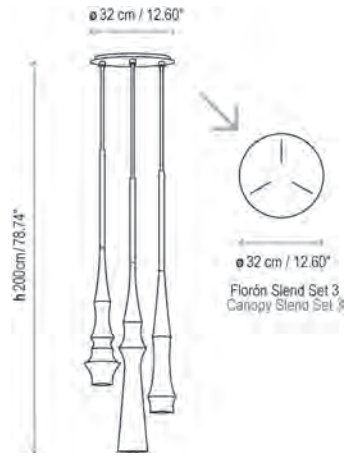
Slend 03

DRY | 1 x 5 W GU10 MR16 LED



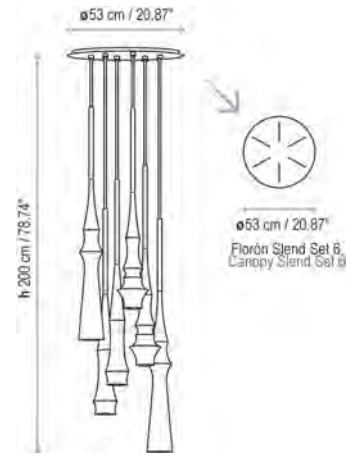
Slend Set 3/Rectangular

IP-20 |  3 x MAX 8W LED GU10 LED | 



Slend Set 3/Circular

IP-20 |  3 x MAX 8W LED GU10 LED | 

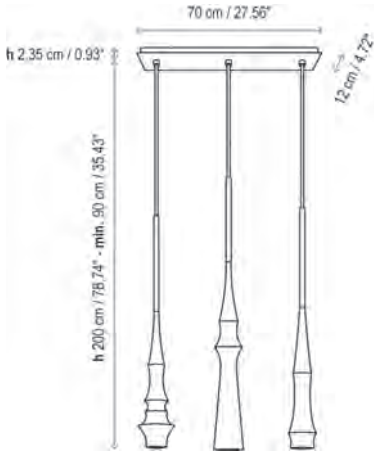


Slend Set 6

IP-20 |  6 x MAX 8W LED GU10 LED | 

Only for North America

Only for North America



Slend Set 3/Circular

DRY |  3 x 5 W GU10 MR16 LED

Slend Set 6


DRY |  6 x 5 W GU10 MR16 LED

Only for North America

Slend Set 3/Rectangular

DRY |  3 x 5 W GU10 MR16 LED

Finishes Acabados



Matte white
Blanco Mate



Matte black
Negro Mate

Soft

Design by
Danos Salgados | 2022





Soft light fixtures are light and colourist, with a fresh appearance that projects a clear, direct lower light shaded by a polycarbonate diffuser.

Made in silicone, the print on their shade is a reminder of classic wine glasses made of Bohemian glass.

Soft lights adapt to all preferences and both indoor and outdoor spaces. They can easily be disassembled for cleaning.

Las Soft son ligeras y coloristas, con un aspecto fresh que proyectan una luz inferior clara y directa, matizada por un difusor de policarbonato. Realizadas en silicona, el grabado de su pantalla nos recuerda al de las clásicas copas de cristal de Bohemia. Las Soft son lámparas adaptables a todos los gustos y espacios Indoor y Outdoor. Son fácilmente desmontables para su lavado.





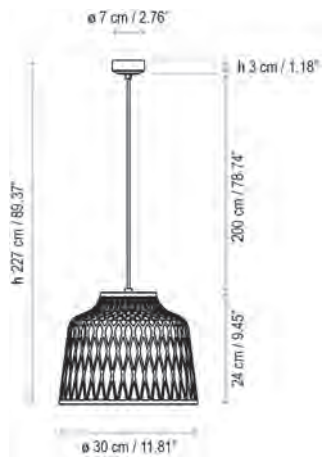
Soft S/30 | *Indoor*

Image does not show North American canopy.



Soft S/30 | *Indoor*

Image does not show North American canopy.



Only for North America

Soft S/30 | Indoor

IP-20 |  1 x MAX 15 W LED E-27 A60 | 


Ivory fabric cable
Cable textil color marfil

Soft S/30 | Indoor

DRY |  1 x MAX 15 W LED E-26 A19 | 

Ivory fabric cable

Canopy Finishes Acabados florón



White / Only indoor
Blanco / Solo indoor


Finishes Acabados



Light gray
Gris claro

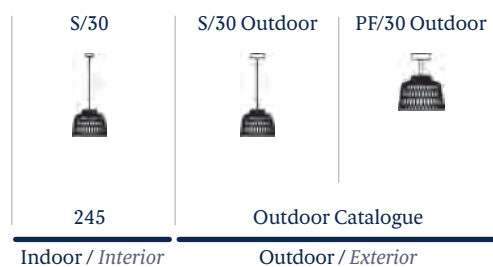


Ochre
Ocre



Olive gray
Gris oliva

Familia Family



Syra

Design by
Alex Fernández Camps / Gonzalo Milà | 2014

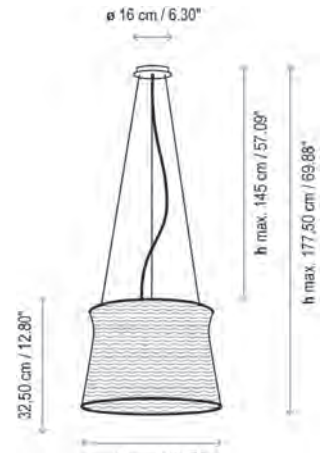
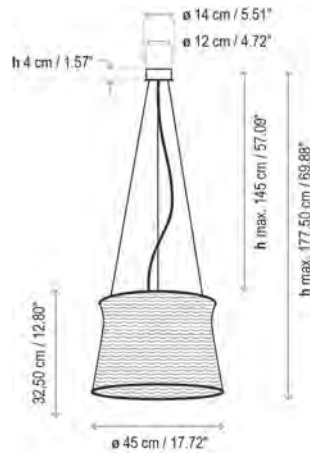




Syra are ideal products for covered terraces and porches that need warm light and gentle elements that offer good comfort. These features are achieved thanks to the synthetic fiber used for the shade's craftwork.

Las Syra son productos ideales para terrazas y porches cubiertos que necesiten luz cálida y elementos amables que ofrezcan buenas dosis de confort. Estas prestaciones se consiguen gracias a la fibra sintética utilizada para la confección artesanal de su gran pantalla.





Only for North America

Syra 45 | Indoor

IP20 | 20 W LED / CRI: 90 / 2700 K
2640 lm light source / fuente de luz

IP20 | 20 W LED / CRI: 90 / 2700 K
2640 lm light source / fuente de luz

Syra 45

DRY | 20 W LED / CRI: 90 / 2700 K
2640 lm light source

DRY | 20 W LED / CRI: 90 / 2700 K
2640 lm light source

Structure Finishes Acabados Estructura




Natural White
Blanco Roto



Graphite Brown
Marrón Grafito

Finishes Acabados



Ivory White
Blanco Marfil



Brown
Marrón

Familia Family

45



251

45 Outdoor



Product not available
for north america

60 Outdoor



90 Outdoor



page / página

Indoor / Interior

Outdoor Catalogue

Outdoor / Exterior

Tanit

Design by
Gonzalo Milà | 2020



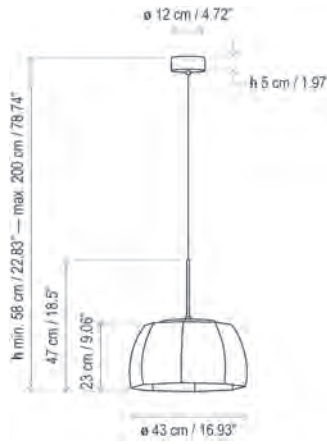




The Tanit pendant version has a light and subtle appearance. The handwoven shade, with a thin waxed cotton cord, creates a horizontal light sieve in which the different angles generated by its eight faces intertwine to create a moiré effect.

Las Tanit de suspensión tienen un aspecto ligero y sutil. Su pantalla tejida a mano, con un cordel fino de algodón encerado, crea un tamiz de luz horizontal en la que los diferentes ángulos que generan sus ocho caras se entrecruzan creando un efecto moaré.





Tanit S/43

IP 20 | TRIAC | 14 W LED / CRI: 90 / 2700 K
1400 lm fuente de luz / light source

Only for North America

Tanit S/43

DRY | TRIAC | 0-10V | 14 W LED/CRI: 90/2700 K
1400 lm light source



Tanit S/61

IP 20 | TRIAC | 24 W LED / CRI: 90 / 2700 K
2400 lm fuente de luz / light source

Only for North America

Tanit S/61

DRY | TRIAC | 0-10V | 24 W LED/CRI: 90/2700 K
2400 lm light source

Structure Finishes Acabados Estructura



Matte black
Negro Mate

Finishes Acabados



Beige Thread
Hilo Beige

Familia Family

S/43	S/61	M/29/R
255	256	347

page / página

Tibeta

Design by
Christophe Mathieu | 2015





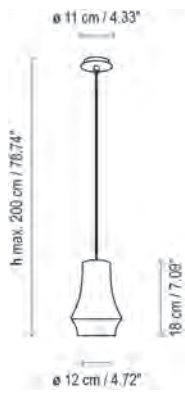
Tibeta is a family of pendant lights made of a spun aluminum body available in three different sizes and shapes which can be used either individually or in groups of three or more units according to customer's needs.

Tibeta es una familia de luminarias de suspensión realizadas a partir de un cuerpo de aluminio torneado. Está formada por tres volúmenes de distintas dimensiones y formas, que pueden utilizarse individualmente o en conjuntos de tres o más, según las necesidades del cliente.



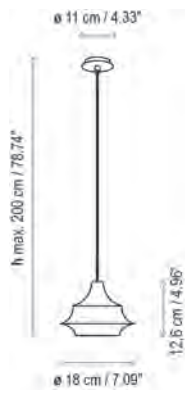






Tibeta 01

IP 20 | TRIAC | 8,7 W LED / CRI: 80 / 2900 - 3200 K
610 lm fuente de luz / light source



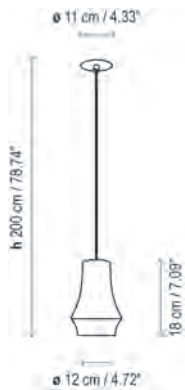
Tibeta 02

IP 20 | TRIAC | 8,7 W LED / CRI: 80 / 2900 - 3200 K
610 lm fuente de luz / light source



Tibeta 03

IP 20 | TRIAC | 13 W LED / CRI: 80 / 2900 - 3200 K
935 lm fuente de luz / light source



Only for North America

Tibeta 01

DRY | TRIAC | 8,7 W LED / CRI: 80 / 2900 - 3200 K
610 lm light source



Only for North America

Tibeta 02

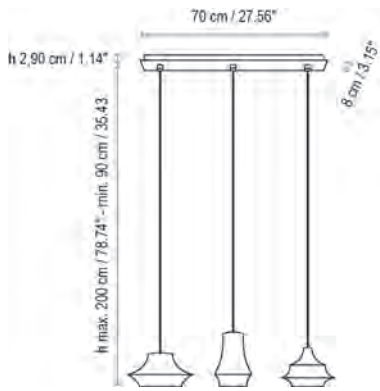
DRY | TRIAC | 8,7 W LED / CRI: 80 / 2900 - 3200 K
610 lm light source



Only for North America

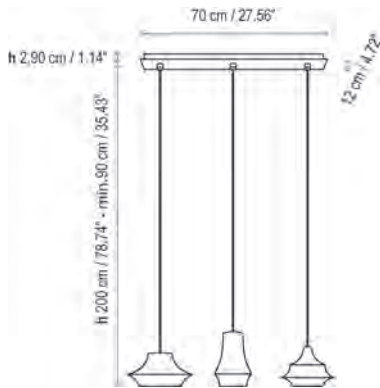
Tibeta 03

DRY | TRIAC | 13 W LED / CRI: 80 / 2900 - 3200 K
935 lm light source



Tibeta Set3

IP 20 TRIAC 30,4 W LED / CRI: 80 / 2900-3200 K
 2155 lm fuente de luz / light source



Only for North America


Tibeta Set3

DRY TRIAC 30,4 W LED/CRI: 80/2900-3200 K
 2155 lm light source


Finishes Acabados



Black Chrome
 Cromo Negro



Brilliant Copper
 Cobre Brillante



Antique Brass
 Latón Envejecido

Valentina

Design by
Alex Fernández Camps | 2020



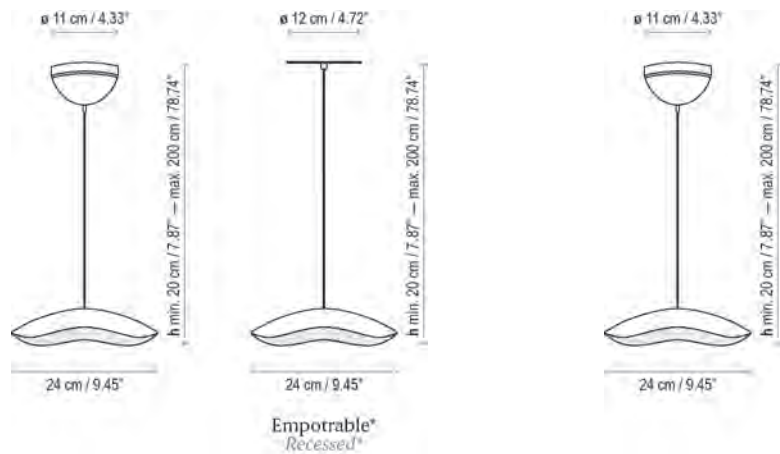
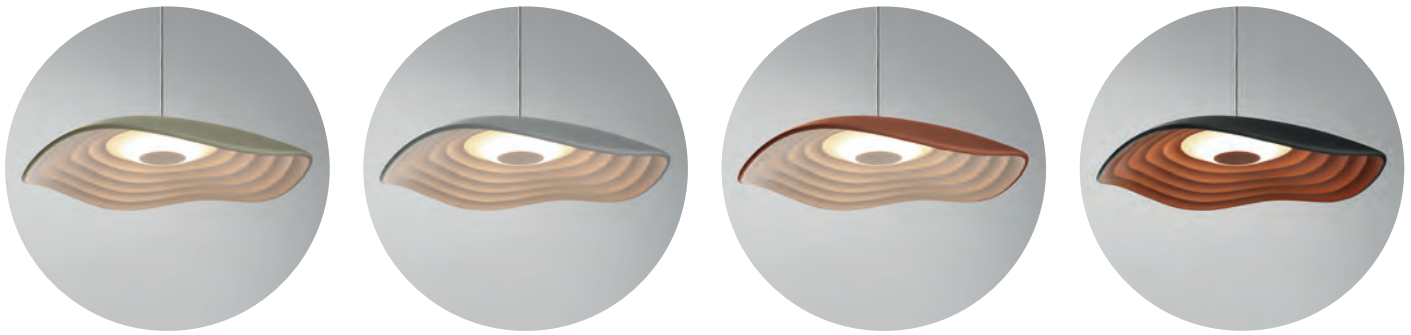
Image does not show North American canopy.





Image does not show North American canopy.





Only for North America

Valentina S/24


IP 20 TRIAC 6,5 W LED / CRI: 90 / 2700 K
715 lm fuente de luz / light source

Valentina S/24


DRY TRIAC 6,5 W LED/CRI:90/2700 K
715 lm light source

DRY 0-10V 6,5 W LED/CRI:90/2700 K
715 lm light source


Finishes Acabados




Olive Grey - White
Gris Oliva - Blanco



Grey - White
Gris - Blanco



Terracotta - White
Teja - Blanco



Black - Copper
Negro - Cobre

Familia Family

S/24



269

M/29



351

page / página

QUALITY IS PART OF OUR DNA.
IT HELPS US EXTEND OUR PRODUCTS' LIFETIME.

LA CALIDAD FORMA PARTE DE NUESTRO ADN.
NOS AYUDA A ALARGAR LA VIDA DE NUESTROS
PRODUCTOS.



LIGHT FIXTURES SHOULDN'T BE A FAST-MOVING
CONSUMER PRODUCT.
THEY ARE MORE THAN LIGHT FITTINGS,
THEY ARE OBJECTS THAT ARE PART OF
OUR SURROUNDINGS. YOU CAN REPAIR
THEM WHEN THEY GET OLDER AND
EXTEND THEIR LIFESPAN.

LAS LÁMPARAS NO DEBEN SER UN PRODUCTO
DE CONSUMO RÁPIDO. SON MÁS QUE LUMINARIAS,
SON OBJETOS QUE FORMAN PARTE DE NUESTRO
ENTORNO. PUEDES REPARARLAS CUANDO
ENVEJECEN Y ALARGAR SU VIDA.

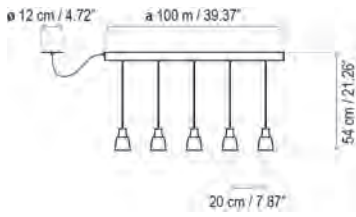
JOANA BOVER



Drip/Drop Linear

Design by
Christophe Mathieu | 2017





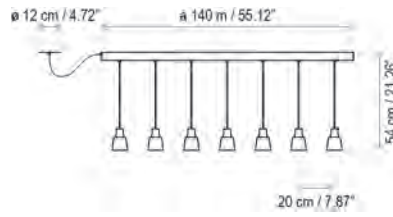
Drip/Drop Linear PF/05L

IP 20 | 0/1-10V / DALI / PUSH | 16 W LED / CRI: 90 / 2700 K
1860 lm light source / fuente de luz

Only for North America

Drip/Drop Linear PF/05L

DRY | 0/1-10V / PUSH | 16 W LED / CRI: 90 / 2700 K
1860 lm light source



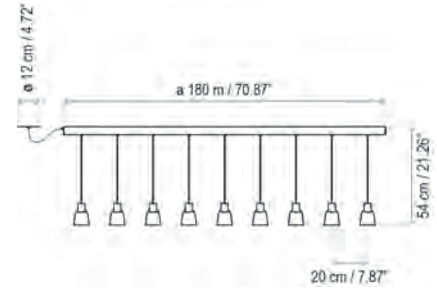
Drip/Drop Linear PF/07L

IP 20 | 0/1-10V / DALI / PUSH | 22,4 W LED / CRI: 90 / 2700 K
2604 lm light source / fuente de luz

Only for North America

Drip/Drop Linear PF/07L

DRY | 0/1-10V / PUSH | 22,4 W LED / CRI: 90 / 2700 K
2604 lm light source



Drip/Drop Linear PF/09L

IP 20 | 0/1-10V / DALI / PUSH | 28,8 W LED / CRI: 90 / 2700 K
3348 lm light source / fuente de luz

Only for North America

Drip/Drop Linear PF/09L

DRY | 0/1-10V / PUSH | 28,8 W LED / CRI: 90 / 2700 K
3348 lm light source

Structure Finishes
Acabados Estructura



Ebony Black
Negro ébano

Finishes Drip
Acabados Drip




Transparent Glass
Vidrio Transparente



Frosted Glass
Vidrio Matizado



Green Glass
Vidrio Verde



Blue Glass
Vidrio Azul



Opal Polycarbonate
Policarbonato Opal

Finishes Drop
Acabados Drip



Transparent Glass
Vidrio Transparente



Frosted Glass
Vidrio Matizado



Green Glass
Vidrio Verde



Blue Glass
Vidrio Azul

Family
Familia

PF/05L



123

PF/07L



124

PF/09L



124

S/05L



278

S/07L



277

S/09L



278

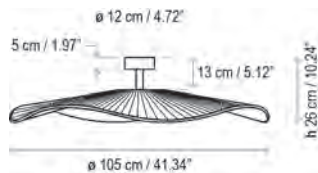
Mediterrània

Design by
Alex Fernández Camps | 2019





Pantalla doble, consultar / *Double shade, please consult.*



Mediterrània PF/105

IP-20 | TRIAC | 17,1 W LED / CRI: 90 / 2700 K
2064 lm light source / fuente de luz

Only for North America

Mediterrània PF/105

DRY | TRIAC | 17,1 W LED / CRI: 90 / 2700 K
2064 lm light source

DRY | 0-10V | 17,1 W LED / CRI: 90 / 2700 K
2064 lm light source

Canopy Finishes Acabados Florón



Matte White
Blanco Mate

Finishes Acabados








White Ribbon
Cinta Blanca



Cream Ribbon
Cinta Crema

Familia Family

PF/105 	S/105 	S/105.2 	PF/105 	S/105 
281	147	147	Outdoor Catalogue	
Indoor / Interior			Outdoor / Exterior	

page / página

Mod


Design by
Lázaro Rosa-Violán | 2019




The Mod seeks its inspiration in the flora kingdom, as it can be grouped to form a garden of possibilities through the finishes of the clusters of flowers. The petals of its flowers are customizable, being able to adapt to almost all types of materials; Plates smooth, perforated, deployed or drawn and laser cut according to the agenda you want to use. They also accept natural materials, such as wood or raffia, and if we let our imagination fly, we can even crochet them with colored thread.

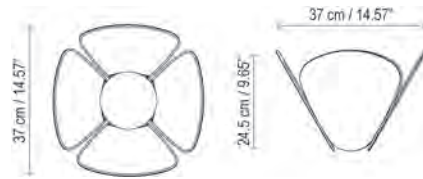
Las Mod buscan su inspiración en el mundo vegetal, porque pueden agruparse y formar un jardín de posibilidades a través de los acabados de sus racimos de flores. Los pétalos de sus flores son personalizables, pudiendo adaptarse a casi todo tipo de materiales; chapas lisas, perforadas, desplegadas o dibujadas y cortadas a láser según sea el temario que se quiera utilizar. También aceptan materiales naturales, como la madera o la rafia, y si dejamos volar nuestra imaginación, podemos tejerlas a ganchillo con hilos de colores.

Perforated White Metal
Metal perforado blanco





Perforated Antique Brass
Metal perforado latón envejecido



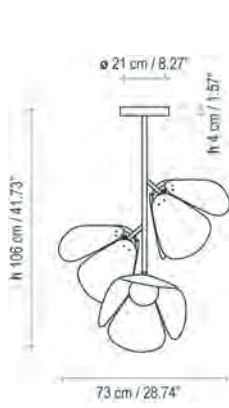
LIGHTS, SHADES AND SHADOWS.
WE KNOW WE AREN'T PERFECT.
THE MEDITERRANEAN IS
THE BASIS OF OUR CULTURE
AND WE'RE NOT ABLE TO
PREVENT ITS DETERIORATION.

LUCES, MaticES Y SOMBRAS.
SABEMOS QUE NO SOMOS PERFECTOS.
EL MEDITERRÁNEO ES LA BASE
DE NUESTRA CULTURA
Y NO SOMOS CAPACES DE EVITAR
SU DETERIORO.

JOANA BOVER



JUAN LIVARES



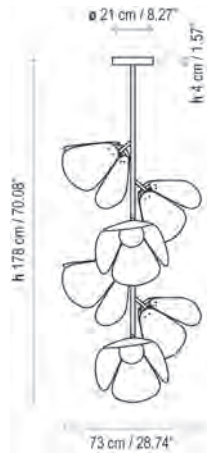
Mod PF/73/3L

IP-20   9 W LED / CRI: 90 / 2700 K
1035 lm light source / fuente de luz

Only for North America

Mod S/73/3L

DRY   9 W LED / CRI: 90 / 2700 K
1035 lm light source





Mod PF/73/6L

IP-20   18 W LED / CRI: 90 / 2700 K
2070 lm light source / fuente de luz

Only for North America

Mod S/73/6L

DRY   18 W LED / CRI: 90 / 2700 K
2070 lm light source





Mod PF/73/9L


IP-20   27 W LED / CRI: 90 / 2700 K
3105 lm light source / fuente de luz

Only for North America


Mod S/73/9L

DRY   27 W LED / CRI: 90 / 2700 K
3105 lm light source

Structure Finishes Acabados Estructura




White Metal
Metal Blanco



Pearl Beige
Beige perlado

Finishes Acabados



White Metal
Metal Blanco



Perforated White
Metal
Metal Blanco
Perforado



Perforated
Antique Brass
Latón Envejecido
Perforado

Familia Family

PF/73/3L



289

PF/73/6L



285

PF/73/9L



287

S/73/3L



164

S/73/6L



161

S/73/9L



163

page / página

Nut

Design by
Estudi Manel Molina | 2021



Image does not show North American canopy / backplate.

Nut PF/10 - A/01 | Outdoor | 291

OUR MISSION IS TO ILLUMINATE
IN A MEANINGFUL WAY AND WITHOUT EXCESS,
HIGHLIGHTING THE
NATURAL LIGHT
OF THE MEDITERRANEAN.

NUESTRA MISIÓN ES ILUMINAR
CON SENTIDO Y SIN EXCESOS,
PONIENDO EN VALOR,
LA LUZ NATURAL DEL MEDITERRÁNEO.

JOANA BOVER





Image does not show north American canopy



Nut PF/10 | Outdoor

IP 54 | TRIAC | 6,3 W LED / CRI: 90 / 2700 K
950 lm fuente de luz / light source

Only for North America

Nut PF/10 | Outdoor

WET | 0-10V | 6,3 W LED / CRI: 90 / 2700 K
950 lm light source

WET | TRIAC | 6,3 W LED / CRI: 90 / 2700 K
950 lm light source

Finishes Acabados



Black
Negro



White
Blanco



Light grey
Gris claro



Terracotta
Teja

Familia Family

S/10	A/01	PF/10	B/60	B/90	B/90/2L
192	47	291	Outdoor Catalogue		

page / página

Indoor
Interior

Outdoor / Exterior

Plafonet

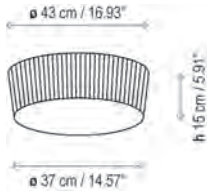
Design by
Joana Bover | 2005





Elegant with its shape, harmonious and of discrete proportions, this ceiling lamp provides light to entrances and corridors.

Elegante por su forma, armónico y de discretas proporciones, este plafón ha sido pensado para dar luz a recibidores y pasillos.



Plafonet 43

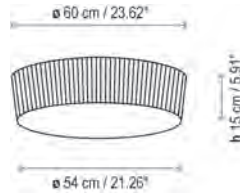
IP 20 | 2 x MAX 9W LED P45 E-27

Only for North America

Plafonet 43

DRY | 2 x 60 W E26 A15 INC

DRY | 2 x 5 W E26 A15 LED



Plafonet 60

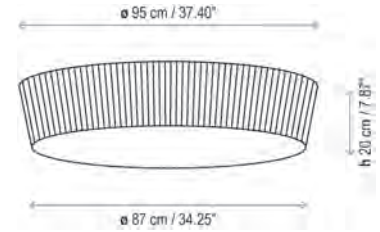
IP 20 | 4 x MAX 9W LED P45 E-27

Only for North America

Plafonet 60

DRY | 4 x 60 W E26 A15 INC

DRY | 4 x 5 W E26 A15 LED



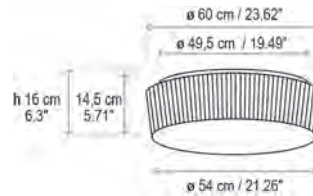
Plafonet 95

IP 20 | 6 x MAX 15W LED P45 E-27

Only for North America

Plafonet 95

DRY | 6 x 10 W E26 A19 LED



Plafonet 60 LED

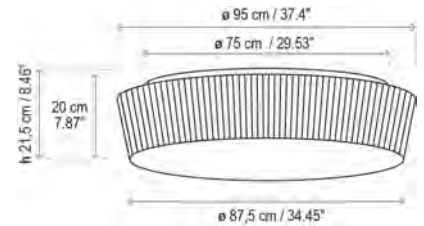
IP 20 | 39 W LED / CRI: 90 / 2700 K
5400 lm fuente de luz / light source

Only for North America

Plafonet 60 LED

DRY | 39 W LED / CRI: 90 / 2700 K
5400 lm fuente de luz

DRY | 39 W LED / CRI: 90 / 2700 K
5400 lm fuente de luz



Plafonet 95 LED

IP 20 | 58 W LED / CRI: 90 / 2700 K
8000 lm fuente de luz / light source

Only for North America

Plafonet 95 LED

DRY | 58 W LED / CRI: 90 / 2700 K
8000 lm fuente de luz

DRY | 58 W LED / CRI: 90 / 2700 K
8000 lm fuente de luz


Finishes Acabados



White Ribbon
Cinta Blanca



Cream Ribbon
Cinta Crema



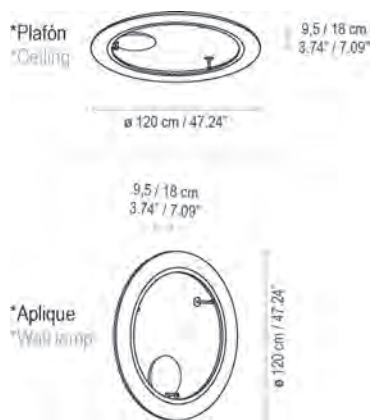
White Cotton
Cotonet Blanco

Roda

Design by
Joana Bover | 2022







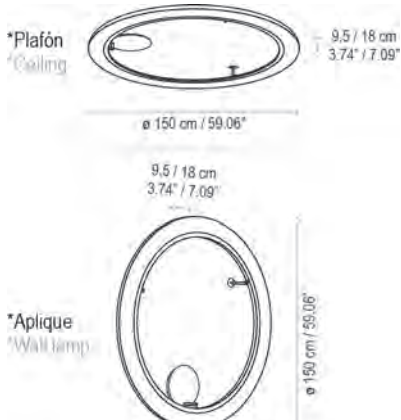
Roda PF/120

IP-20 50,8 W LED / CRI: 90 / 2700 K
6600 lm fuente de luz / light source

Only for North America

Roda PF/120

DRY 50,8 W LED / CRI: 90 / 2700 K
6600 lm light source



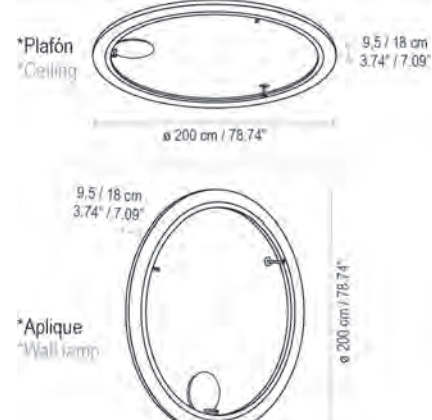
Roda PF/150

IP-20 65,5 W LED / CRI: 90 / 2700 K
8500 lm fuente de luz / light source

Only for North America

Roda PF/150

DRY 65,5 W LED / CRI: 90 / 2700 K
8500 lm light source



Roda PF/200

IP-20 85,7 W LED / CRI: 90 / 2700 K
11100 lm fuente de luz / light source

Only for North America

Roda PF/200

DRY 85,7 W LED / CRI: 90 / 2700 K
11100 lm light source

Structure Finishes Acabados Estructura



Graphite Brown
Marrón Grafito

Finishes Acabados



White Ribbon
Cinta Blanca



Cream Ribbon
Cinta Crema

Family Familia

S/120	S/150	S/200	S/120/V	S/150/V	S/200/V	PF/120	PF/150	PF/200
202	202	202	201	201	204	61/299	61/299	61/299

page / página

Siam

Design by
Joana Bover | 2010





Siam breaths a certain oriental air. A luminaire that allow to create different individual or group compositions, superposing shades partially, and creating a perfect mural for any space.

Siam respira un cierto aire oriental. Una luminaria que nos permite realizar distintas composiciones individuales o en grupos, sobreponiendo las pantallas parcialmente, creando un mural adecuado a cada espacio y necesidad.



OBSERVING THE LIFE
AROUND US IS A CONSTANT
SOURCE FOR LEARNING.
THE LANDSCAPE OF OUR
CHILDHOOD ACCOMPANIES
US AND MANIFESTS IN THE
SHAPES AND COLOURS
OF OUR ARCHITECTURE.

CONTEMPLAR LA VIDA QUE
NOS RODEA ES UN
APRENDIZAJE CONSTANTE.
EL PAISAJE DE NUESTRA
NIÑEZ NOS ACOMPAÑA
Y SE MANIFIESTA EN LAS
FORMAS Y LOS COLORES
DE NUESTRA
ARQUITECTURA.

JOANA BOVER







Structure Finishes
Acabados Estructura



Satin Nickel
Níquel Satinado

Finishes
Acabados



White Ribbon
Cinta Blanca



Cream Ribbon
Cinta Crema



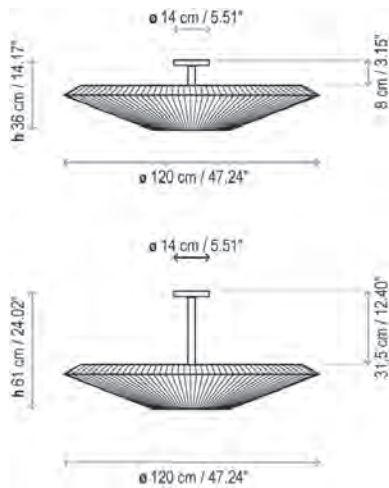
Siam 80

IP-20 | 3 x MAX 9W LED P45 E-27 |

Only for North America

Siam 80

DRY | 3 x 10 W E26 A19 LED



Siam 120

Small Structure / Estructura Pequeña

IP-20 | 6 x MAX 15W LED A60 E-27 |

Big Structure / Estructura Grande

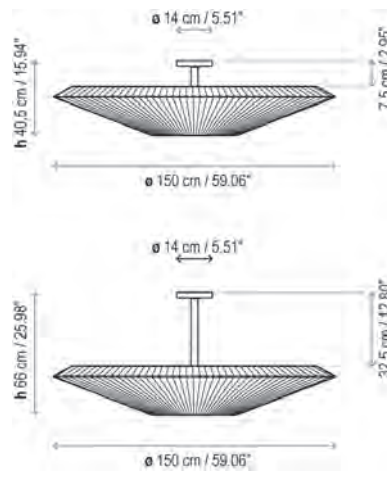
IP-20 | 6 x MAX 15W LED A60 E-27 |

Only for North America

Siam 120

DRY | 6 x 60 W E26 A15 INC

DRY | 6 x 10 W E26 A19 LED



Siam 150

Small Structure / Estructura Pequeña

IP-20 | 6 x MAX 15W LED A60 E-27 |

Big Structure / Estructura Grande

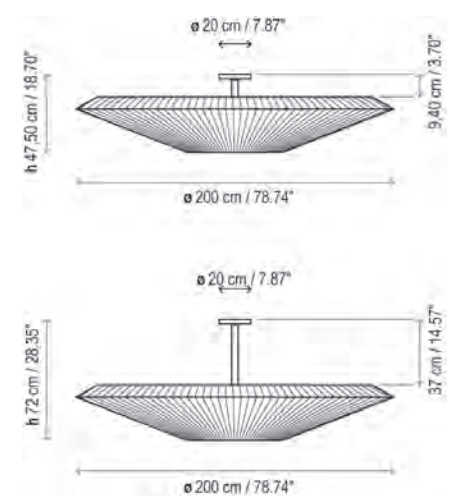
IP-20 | 6 x MAX 15W LED A60 E-27 |

Only for North America

Siam 150

DRY | 6 x 60 W E26 A15 INC

DRY | 6 x 10 W E26 A19 LED



Siam 200

Small Structure / Estructura Pequeña

IP-20 | 8 x MAX 15W LED A60 E-27 |

Big Structure / Estructura Grande

IP-20 | 8 x MAX 15W LED A60 E-27 |

Only for North America

Siam 200

DRY | 8 x 60 W E26 A15 INC

DRY | 8 x 10 W E26 A19 LED

Urban

Design by
Joana Bover | 2011





YOU ALWAYS GO BACK TO THE OLD
PLACES WHERE YOU LOVED LIFE

CHAVELA VARGAS

UNO SIEMPRE VUELVE
A LOS SITIOS DONDE
AMÓ LA VIDA.

CHAVELA VARGAS



JUAN LINARES



The Urban collection offers ambient light through its handmade ribbon shade, bringing warmth and timelessness to both residential and commercial environments.

La colección Urban ofrece luz de ambiente a través de la pantalla de cinta hecha a mano, aportando calidez e intemporalidad tanto a ambientes residenciales como contract.



Urban PF/60

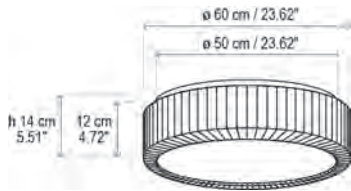
IP-20 | 4 x MAX 9W LED P45 E-27 |

Only for North America

Urban PF/60

DRY | 4 x 60 W E26 A15 INC

DRY | 4 x 5 W E26 A19 LED



Urban PF/60

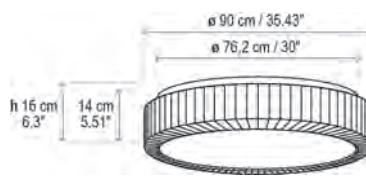
IP 20 | 39 W LED / CRI: 90 / 2700 K
5400 lm fuente de luz / light source

Only for North America

Urban PF/60

DRY | 39 W LED / CRI: 90 / 2700 K
5400 lm fuente de luz

DRY | 39 W LED / CRI: 90 / 2700 K
5400 lm fuente de luz



Urban PF/90

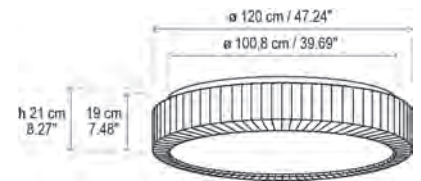
IP 20 | 58 W LED / CRI: 90 / 2700 K
8000 lm fuente de luz / light source

Only for North America

Urban PF/90

DRY | 58 W LED / CRI: 90 / 2700 K
8000 lm fuente de luz

DRY | 58 W LED / CRI: 90 / 2700 K
8000 lm fuente de luz



Urban PF/120

IP 20 | 86 W LED / CRI: 90 / 2700 K
12200 lm fuente de luz / light source


Only for North America

Urban PF/120

DRY | 86 W LED / CRI: 90 / 2700 K
12200 lm fuente de luz

DRY | 86 W LED / CRI: 90 / 2700 K
12200 lm fuente de luz

Finishes Acabados



Brilliant Chrome
Cromo Brillante



White Ribbon
Cinta Blanca



Cream Ribbon
Cinta Crema



J VAN UNARTS



THE IDEAL WORKSPACE IS THE PLACE WHERE
YOU CAN BRING OUT YOUR VERY BEST IN
THE SHORTEST TIME POSSIBLE.

EL ESPACIO IDEAL DE TRABAJO.
ES AQUEL LUGAR DONDE PUEDES SACAR
LO MEJOR DE TI EN EL MENOR TIEMPO.

JOANA BOVER

Bol

Design by
Estudi Manel Molina | 2022









Bol M/30

IP-20   8.4 W LED / CRI: 90 / 2700 K
1200 lm light source / fuente de luz





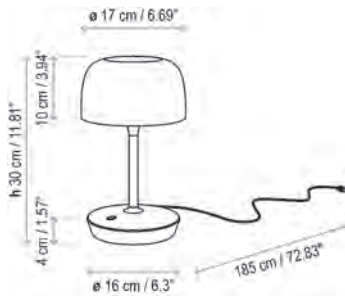
Bol M/33

IP-20   8.4 W LED / CRI: 90 / 2700 K
1200 lm light source / fuente de luz

Only for North America


Bol M/33

DRY   8.4 W LED / CRI: 90 / 2700 K
1200 lm light source



Only for North America

Bol M/30

DRY   8.4 W LED / CRI: 90 / 2700 K
1200 lm light source







Finishes Acabados



Ebony Black
Negro ébano

Family Familia

page / página

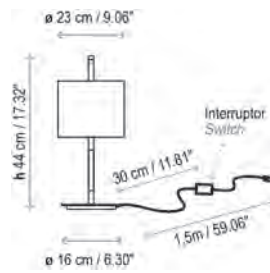
A/01	S/4L	S/6L	M/30	M/33	P/130
					
13	87	81	319	320	357

Danona

Design by
Joana Bover | 2002

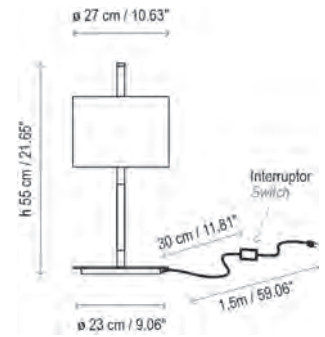






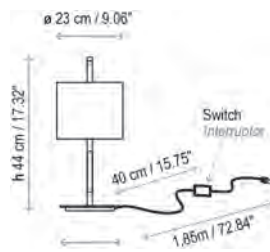
Danona Mini

IP-20 | 1 x MAX 6W LED P45 E-27 |



Danona T

IP-20 | 1 x MAX 6W LED P45 E-27 |

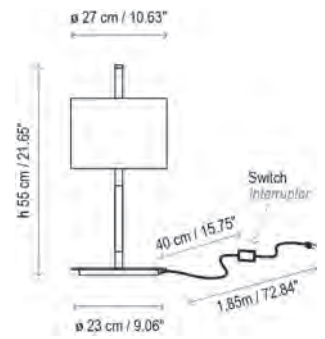


Only for North America

Danona Mini

DRY | 1 x 60 W E26 A15 INC

DRY | 1 x 5 W E26 A15 LED



Only for North America

Danona T


DRY | 1 x 60 W E26 A15 INC

DRY | 1 x 5 W E26 A15 LED

Structure Finishes Acabados Estructura



Satin Nickel
Níquel Satinado



Satin Nickel + Dark Leather
Níquel Satinado + Piel Oscura

Finishes Acabados



White Ribbon
Cinta Blanca



Cream Ribbon
Cinta Crema



Cotton
Blanco

Familia Family

	Mini	T	P
	324	323	361

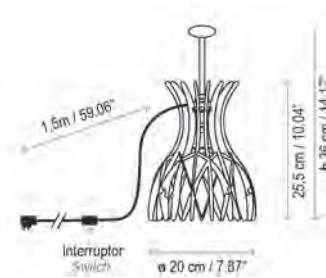
page / página

Domita

Design by
Benedetta Tagliabue / Joana Bover | 2019







Domita M/36

IP-20 |  1 x MAX 8 W LED GU5.3

Only for North America

Domita M/36


DRY |  1 x 8 W LED GU5.3

Structure Finishes *Acabados Estructura*



Graphite Brown
Marrón Grafito

Finishes *Acabados*



Natural Wood
Madera Natural

Family *Familia*

S/20	S/20/3L	S/20/4L	S/20/7L	S/20/13L	S/20/19L	M/36
						
101	106	108	109	109	107	327

page / página

Drip/Drop

Design by
Christophe Mathieu | 2017





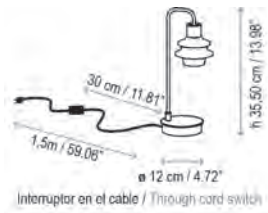
All Drip & Drop models pay special attention to detail, to the quality of light, its brightness, color and contrast but especially to the specific needs they meet.

Todos los modelos de Drip & Drop prestan especial atención al detalle, a la calidad de la luz, sus brillos, colores y contrastes, pero sobre todo a la necesidad específica que han de cubrir.









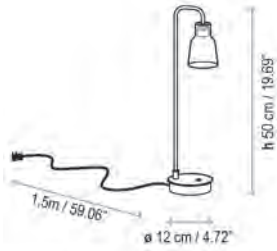
Interrupcion en el cable / Through cord switch



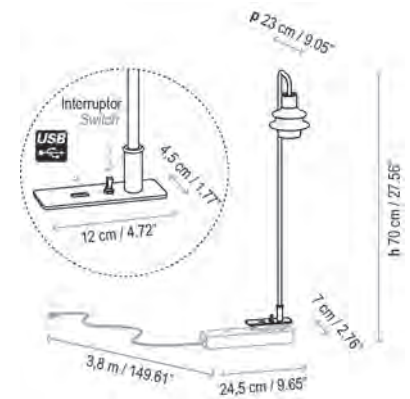
*Interrupcion Proxy Dimmer / Proxy Dimmer Switch



Interrupcion en el cable / Through cord switch



*Interrupcion Proxy Dimmer / Proxy Dimmer Switch



Drip/Drop M/36

IP-20 | 3 W LED / CRI: 90 / 2700 K
345 lm light source/fuente de luz

Only for North America

Drip/Drop M/36

DRY | 3 W LED / CRI: 90 / 2700 K
345 lm light source

Drip/Drop M/50

IP-20 | 3 W LED / CRI: 90 / 2700 K
345 lm light source/fuente de luz

Only for North America

Drip/Drop M/50

DRY | 3 W LED / CRI: 90 / 2700 K
345 lm light source

Drip/Drop M/70

IP-20 | 3 W LED / CRI: 90 / 2700 K
345 lm light source/fuente de luz

Only for North America
DRY

Drip/Drop M/70

3 W LED / CRI: 90 / 2700 K
345 lm light source

Structure Finishes
Acabados Estructura



Ebony Black
Negro ébano

Finishes Drip
Acabados Drip




Transparent Glass
Vidrio Transparente



Frosted Glass
Vidrio Matizado



Green Glass
Vidrio Verde



Blue Glass
Vidrio Azul



Opal Polycarbonate
Policarbonato Opal

Finishes Drop
Acabados Drip



Transparent Glass
Vidrio Transparente



Frosted Glass
Vidrio Matizado



Green Glass
Vidrio Verde



Blue Glass
Vidrio Azul

Family
Familia

A/01	A/02	A/03	S/01	S/03	S/07	S/12	S/24	S/36	S/48	M/36	M/50	M/70	P/131
25	23	26	111	111	111	111	111	111	111	331	331	333	365

Nans Portable

Design by
Joana Bover | 2021









Nans Portable M/21/R | Indoor

IP-20 | 3 W LED / CRI: 90 / 2700 K
460 lm light source / fuente de luz
5Vdc 1,5A

Only for North America

Nans M/21/R | Indoor


DRY | 3 W LED / CRI: 90 / 2700 K
460 lm light source
5Vdc 1,5A

Structure Finishes Acabados Estructura




Graphite Brown
Marrón Grafito


Finishes Acabados



Red
Roja



Brown
Marrón



Beige
Beige

Familia Family

172	339

page / página

Indoor / Interior

Familia Family

Portable M/41 M/41/R	Portable M/49 M/49/R	A/01	A/02	PF/16	PF/21	PF/31	PF/31.2	S/16	S/21	S/31	S/31.2	S/55	Balis S/140	S/16/H	Catenary S/16/4L	Sphere PF/60 PF/80	Sphere S/60 S/80

page / página

Outdoor Catalogue

Outdoor / Exterior

Nón Lá

Design by
Jorge Pensi Design Studio | 2015



ROBERT CAPA FOTOGRAFIAS
plethorpe
Germano Celant

BARCELONA IS A
DYNAMIC CITY
WHERE CULTURAL
DIVERSITY LIVES
HAPPILY WITH ITS
LIGHT AND COLOUR.
ROUNDED AND
SINOUS SHAPES THAT
ARE INSPIRED BY
THE DESIGN,
ARCHITECTURE AND
ART ENVELOPED
IN ITS STREETS.

BARCELONA ES UNA
CIUDAD DINÁMICA DONDE
LA DIVERSIDAD CULTURAL
CONVIVE FELIZMENTE
CON SU LUZ Y COLOR.
FORMAS REDONDEADAS
Y SINOSAS QUE SE
INSPIRAN EN EL DISEÑO,
LA ARQUITECTURA Y
EL ARTE QUE ENVUELVE
SUS CALLES.

JOANA BOVER







Nón Lá T

IP-20 |   10,5 W LED / CRI: 90 / 2700 K
1200 lm light source / fuente de luz

Only for North America

Nón Lá T

DRY |   10,5 W LED / CRI: 90 / 2700 K
1200 lm light source

Structure Finishes A/03, A/04
Acabados Estructura A/03, A/04




Graphite Brown
Marrón Grafito

Finishes
Acabados



White Lacquer
Lacado Blanco











Chrome
Cromo



Satin copper
Cobre Brillante

Family
Familia

A/01	A/03	A/04	S	Set 3 Rectangular	T	Not available for North American Market	S	Set 3 Rectangular
								
43	42	41	177	179	343			

page / página

Tanit

Design by
Gonzalo Milà | 2019



Tanit is a portable and rechargeable table lamp, with soft light diffused through a screen woven by hand with cotton thread. Due to its lightness, size and autonomy, Tanit lamp can have different applications both in the domestic area as well as on terraces of restaurants and hotels. Its portability allows us to take a few steps further and transform the outdoor spaces into cozy areas of tranquility and light quality.

Tanit es una lámpara de sobremesa portátil y recargable, de luz suave y tamizada por una pantalla tejida de forma artesanal con hilo de algodón. Por su ligereza, tamaño y autonomía, las lámparas Tanit pueden tener distintas aplicaciones tanto en el ámbito doméstico como en terrazas de restaurantes y hoteles. Su portabilidad nos permite dar unos pasos más allá y transformar los espacios de exterior en acogedoras zonas de tranquilidad y calidad lumínica.





Tanit M/29/R | Indoor


IP20 | 1,5 W LED / CRI: 80 / 2700 K
 54 lm fuente de luz / light source
 5Vdc — 1,5A

Only for North America

Tanit M/29/R | Indoor

DRY | 1,5 W LED/CRI: 80/2700 K
 54 lm light source
 5Vdc — 1,5A

Handle Finishes Acabados Asa



Silicone Terracota
 Silicona Terracota



Silicone Brown
 Silicona Marrón

Finishes Acabados



Beige Thread
 Hilo Beige

Familia Family

S/43	S/61	M/29/R
255	256	347

page / página

Valentina

Design by
Alex Fernández Camps | 2020

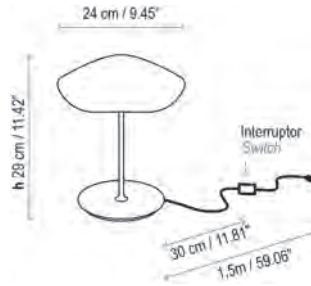


Melina Torres - LOS TROPICOS DEL AMOR
ANDREW NAGAL - GASTRONOMIA
Gael García Bernal - Los secretos de la vida
FRANCESCO GIOVANNI - LA SICILIA DI UN NUMERO PRIMO
EL MUNDO DE ANTON
YASMINA KHADRA - Los secretos de la vida
MIRIAM VALLEJO - EL INFINITO EN UN PUNTO



The concept of this lamp is based on a smooth head which draws a wavy shape on its perimeter, the clear contrast with the lamp inner part, that reminds us of the gentle and small oscillations that marine currents form on the Mediterranean coast.

El concepto de la luminaria parte de un cabezal liso que dibuja en su perímetro un contorno ondulado, en claro contraste con el cuerpo interior de la luminaria, que nos recuerda, las suaves y pequeñas oscilaciones que las corrientes marinas forman a orillas del Mediterráneo.



Valentina M/29


IP20 |  6,5 W LED / CRI: 90 / 2700 K
715 lm fuente de luz / light source

Only for North America


Valentina M/29

DRY |  6,5 W LED / CRI: 90 / 2700 K
715 lm light source


Finishes Acabados




Olive Grey - White
Gris Oliva - Blanco



Grey - White
Gris - Blanco



Terracotta - White
Teja - Blanco



Black - Copper
Negro - Cobre

Familia Family

S/24



269

M/29



351

page / página





REFLECTING
ON THE BEAUTY
OF TRADITION
AND THE IMPORTANCE
OF KNOWING HOW
TO CHOOSE
GOOD ROUTINES
TO ACCOMPANY US
IN OUR
DAILY LIFE.

REFLEXIONAR SOBRE
LA BELLEZA
DE LA TRADICIÓN
Y LA IMPORTANCIA
DE SABER ELEGIR
BUENAS RUTINAS
QUE NOS ACOMPAÑEN
EN NUESTRO
DÍA A DÍA.

JOANA BOVER

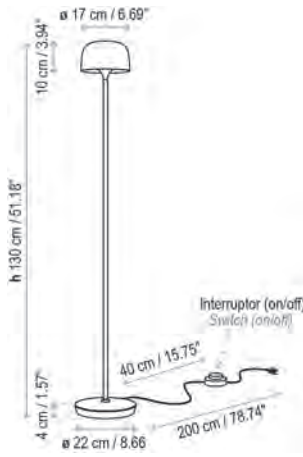
JUAN LINARES

Bol

Design by
Estudi Manel Molina | 2022








Bol P/130

IP-20 |  8.4 W LED / CRI: 90 / 2700 K
1200 lm light source / fuente de luz



Only for North America

Bol P/130

DRY |  8.4 W LED / CRI: 90 / 2700 K
1200 lm light source









Finishes Acabados



Ebony Black
Negro ébano

Family Familia

page / página

A/01	S/4L	S/6L	M/30	M/33	P/130
					
13	87	81	319	320	357

Danona

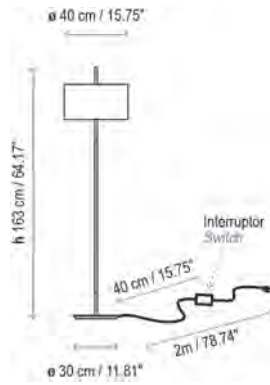
Design by
Joana Bover | 2002



Danona is a good example of contemporaneous and timeless product adaptable to any environment. Both leather along with the ribbon shades contribute to its warmth.

Danona es un claro ejemplo de un producto contemporáneo e intemporal que se adapta a cualquier ambiente o aplicación. Tanto la piel como las pantallas le aportan calidez.





Danona P

IP-20 |  2 x MAX 6W LED P45 E-27 | 

Only for North America

Danona P


DRY |  2 x 60 W E26 A15 INC

DRY |  2 x 5 W E26 A15 LED

Structure Finishes Acabados Estructura



Satin Nickel
Níquel Satinado



Satin Nickel + Dark Leather
Níquel Satinado + Piel Oscura

Finishes Acabados



White Ribbon
Cinta Blanca



Cream Ribbon
Cinta Crema



Cotton
Blanco

Familia Family

Mini



324

T



323

P



361

page / página

Drip/Drop

Design by
Christophe Mathieu | 2017


Marie
Curie





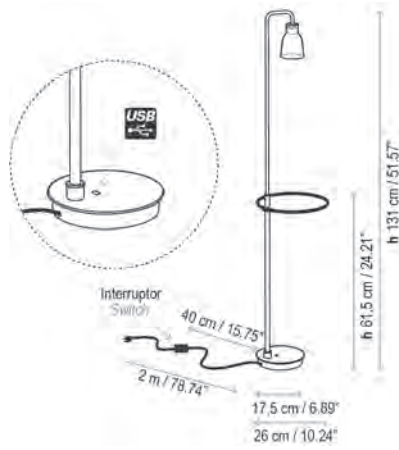
Drip and Drop floor version includes a tray and a USB connection, ideal for charging your phone in the reception area of a hotel or a bar while we chat.

La versión de pie de Drip & Drop dispone de bandeja y conexión USB, ideal para cargar el móvil en la recepción de un hotel o en un bar mientras charlamos.



Family
Familia

	A/01	A/02	A/03	S/01	S/03	S/07	S/12	S/24	S/36	S/48	M/36	M/50	M/70	P/131
page / página	25	23	26	111	111	111	111	111	111	111	331	331	333	365



Drip/Drop P/131

IP-20 | 3 W LED / CRI: 90 / 2700 K
345 lm light source / fuente de luz

Only for North America

Drip/Drop P/131

DRY | 3 W LED / CRI: 90 / 2700 K
345 lm light source

Structure Finishes Acabados Estructura



Ebony Black
Negro ébano

Finishes Drip Acabados Drip




Transparent Glass
Vidrio Transparente



Frosted Glass
Vidrio Matizado



Green Glass
Vidrio Verde



Blue Glass
Vidrio Azul



Opal Polycarbonate
Policarbonato Opal

Finishes Drop Acabados Drip



Transparent Glass
Vidrio Transparente



Frosted Glass
Vidrio Matizado



Green Glass
Vidrio Verde



Blue Glass
Vidrio Azul

Maxi

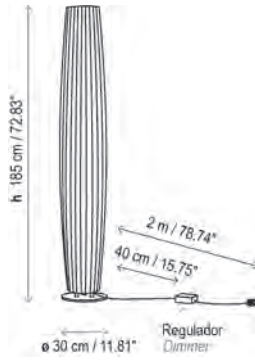
Design by
Joana Bover | 2004



*Elegant, subtle and imposing;
Maxi provides warm lighting
and timeless design, which
gracefully adapts to the passage
of time without losing its
contemporary feel.*

**Elegante, sutil e imponente;
Maxi aporta iluminación cálida
y diseño intemporal, que se
adapta sin estridencias al paso
del tiempo sin perder su acento
contemporáneo.**





Maxi P/03

IP-20 |  4 x 15 W LED A60 E-27

Only for North America

Maxi P/03

DRY |  4 x 60 W E26 A15 INC

Structure Finishes Acabados Estructura



Satin Nickel
Níquel Satinado

Finishes Acabados




White Ribbon
Cinta Blanca



Cream Ribbon
Cinta Crema

Familia Family



page / página

Indoor / Interior

Outdoor / Exterior

Diseño Gráfico / Graphic Designer
Miquel Llach

Ilustraciones / Illustrations
Juan Linares

Fotografías / Photographers
Jordi Solé / J.E. Estudi Disseny

Agradecimientos / Special Thanks
Mireia Sust / Hoteles Vincci
Hoteles Meliá / Mallorca
Hostal Empúries / L'Escala
Maison Diez Company / México
Moss Floristas / Madrid
Hotel Arrey / Alella
Granja El Melindro / Cardedeu
Xavi Arimont / Hotel Mas Salvi

Depósito Legal / Legal Deposit: 18084-09

Diciembre 2022

Avda. Catalunya 173
Polígon Ind. Sud
08440 Cardedeu
Barcelona, Spain
T. +34 938 713 152
F. +34 938 462 089
info@bover.es
www.bover.es

1231 Collier Road,
Suite C
Atlanta, GA 30318
United States
T. +1 (404) 924 2342
info@boverusa.com
www.boverusa.com

